



**Wed 3rd Apr 2024**

# **Total TV Consolidated 7 Top 30 Programs**

**Ranked on reach**

## **Reach totals and program rankings**

Total People

People 25-54

People 16-39

Grocery Shoppers (18+)



## Total People: Cumulative Reach for 3rd Apr 2024 to 9th Apr 2024



National Total TV Reach

**19,905,000**




Broadcast TV Reach

**16,978,000**



BVOD Reach

**8,039,000**

Rank	Description	Network	Total TV National Reach 	Total TV National Average Audience	BVOD National Average Audience
1	SEVEN NEWS	Seven	2,094,000	1,295,000	51,000
2	9NEWS	Nine	1,807,000	1,081,000	70,000
3	A CURRENT AFFAIR	Nine	1,537,000	1,053,000	64,000
4	I'M A CELEBRITY...GET ME OUT OF HERE! WED	10	1,529,000	849,000	165,000
5	THE 1% CLUB UK	Seven	1,450,000	726,000	41,000
6	GORDON RAMSAY'S FOOD STARS -WED	Nine	1,441,000	507,000	84,000
7	THE FRONT BAR	Seven	1,409,000	619,000	36,000
8	HOME AND AWAY	Seven	1,318,000	914,000	151,000
9	THE CHASE AUSTRALIA	Seven	1,268,000	610,000	23,000
10	7.30-EV	ABC	1,255,000	784,000	27,000
11	TIPPING POINT AUSTRALIA	Nine	1,241,000	670,000	38,000
12	ABC NEWS-EV	ABC	1,197,000	900,000	33,000
13	MELBOURNE COMEDY FESTIVAL-EV	ABC	1,135,000	441,000	42,000
14	ALONE AUSTRALIA	SBS	1,028,000	613,000	199,000
15	HARD QUIZ S9-EV	ABC	1,020,000	786,000	60,000
16	THE WEEKLY WITH CHARLIE PICKERING-EV	ABC	977,000	726,000	62,000
17	SUNRISE	Seven	931,000	370,000	23,000
18	THE PROJECT	10	838,000	324,000	16,000
19	TODAY	Nine	800,000	323,000	31,000
20	AUSTRALIAN CRIME STORIES: THE INVESTIGATORS	Nine	765,000	336,000	32,000
21	9NEWS AFTERNOON	Nine	743,000	395,000	17,000
22	JIMMY CARR'S I LITERALLY JUST TOLD YOU	SBS	731,000	134,000	3,000
23	NEWS BREAKFAST-AM	ABC	718,000	252,000	14,000
24	TIPPING POINT UK	Nine	659,000	434,000	15,000
25	SEVEN NEWS AT 4	Seven	645,000	331,000	11,000
26	FBI: INTERNATIONAL	10	643,000	211,000	13,000
27	10 NEWS FIRST	10	632,000	298,000	12,000
28	HARD QUIZ S8 RPT	ABC	596,000	329,000	9,000
29	ABC NEWS MORNINGS-AM	ABC	551,000	100,000	8,000
30	THE MORNING SHOW	Seven	534,000	215,000	15,000



## People 25-54: Cumulative Reach for 3rd Apr 2024 to 9th Apr 2024



National Total TV Reach

**8,173,000**




Broadcast TV Reach

**6,488,000**



BVOD Reach

**3,967,000**

Rank	Description	Network	Total TV National Reach 	Total TV National Average Audience	BVOD National Average Audience
1	I'M A CELEBRITY...GET ME OUT OF HERE! WED	10	649,000	406,000	103,000
2	GORDON RAMSAY'S FOOD STARS -WED	Nine	548,000	226,000	53,000
3	SEVEN NEWS	Seven	547,000	313,000	28,000
4	9NEWS	Nine	502,000	278,000	38,000
5	THE FRONT BAR	Seven	451,000	210,000	19,000
6	A CURRENT AFFAIR	Nine	448,000	283,000	36,000
7	HOME AND AWAY	Seven	444,000	308,000	87,000
8	THE 1% CLUB UK	Seven	440,000	219,000	21,000
9	ALONE AUSTRALIA	SBS	423,000	278,000	116,000
10	MELBOURNE COMEDY FESTIVAL-EV	ABC	350,000	158,000	22,000
11	TIPPING POINT AUSTRALIA	Nine	320,000	174,000	19,000
12	THE PROJECT	10	308,000	125,000	9,000
13	THE CHASE AUSTRALIA	Seven	303,000	135,000	12,000
14	SUNRISE	Seven	300,000	119,000	14,000
15	AUSTRALIAN CRIME STORIES: THE INVESTIGATORS	Nine	290,000	125,000	19,000
16	TODAY	Nine	276,000	112,000	18,000
17	FBI: INTERNATIONAL	10	254,000	70,000	7,000
18	JIMMY CARR'S I LITERALLY JUST TOLD YOU	SBS	250,000	42,000	2,000
19	THE WEEKLY WITH CHARLIE PICKERING-EV	ABC	246,000	183,000	31,000
20	HARD QUIZ S9-EV	ABC	214,000	161,000	30,000
21	ABC NEWS-EV	ABC	211,000	143,000	15,000
22	7.30-EV	ABC	207,000	121,000	13,000
23	NEWS BREAKFAST-AM	ABC	207,000	69,000	7,000
24	9NEWS AFTERNOON	Nine	188,000	102,000	9,000
25	10 NEWS FIRST	10	178,000	86,000	6,000
26	DEAL OR NO DEAL	10	165,000	102,000	13,000
27	TODAY -EARLY	Nine	160,000	67,000	10,000
28	THE MORNING SHOW	Seven	153,000	74,000	9,000
29	SUNRISE -EARLY	Seven	150,000	70,000	8,000
30	27 DRESSES	Nine	150,000	37,000	1,000



## People 16-39: Cumulative Reach for 3rd Apr 2024 to 9th Apr 2024



National Total TV Reach

**5,329,000**




Broadcast TV Reach

**3,978,000**



BVOD Reach

**2,409,000**

Rank	Description	Network	Total TV National Reach 	Total TV National Average Audience	BVOD National Average Audience
1	I'M A CELEBRITY...GET ME OUT OF HERE! WED	10	301,000	204,000	74,000
2	GORDON RAMSAY'S FOOD STARS -WED	Nine	245,000	100,000	29,000
3	SEVEN NEWS	Seven	200,000	101,000	14,000
4	9NEWS	Nine	192,000	96,000	19,000
5	THE FRONT BAR	Seven	188,000	92,000	10,000
6	THE 1% CLUB UK	Seven	187,000	85,000	12,000
7	A CURRENT AFFAIR	Nine	184,000	113,000	18,000
8	HOME AND AWAY	Seven	181,000	128,000	53,000
9	ALONE AUSTRALIA	SBS	180,000	120,000	52,000
10	MELBOURNE COMEDY FESTIVAL-EV	ABC	159,000	80,000	11,000
11	THE PROJECT	10	127,000	53,000	5,000
12	FBI: INTERNATIONAL	10	116,000	28,000	4,000
13	TIPPING POINT AUSTRALIA	Nine	110,000	53,000	10,000
14	TODAY	Nine	104,000	44,000	9,000
15	THE CHASE AUSTRALIA	Seven	101,000	47,000	6,000
16	AUSTRALIAN CRIME STORIES: THE INVESTIGATORS	Nine	99,000	37,000	9,000
17	JIMMY CARR'S I LITERALLY JUST TOLD YOU	SBS	90,000	13,000	1,000
18	THE WEEKLY WITH CHARLIE PICKERING-EV	ABC	87,000	66,000	16,000
19	SUNRISE	Seven	86,000	31,000	7,000
20	HARD QUIZ S9-EV	ABC	83,000	60,000	15,000
21	7.30-EV	ABC	78,000	35,000	7,000
22	9NEWS AFTERNOON	Nine	76,000	41,000	5,000
23	TODAY EXTRA	Nine	75,000	37,000	6,000
24	NEWS BREAKFAST-AM	ABC	73,000	21,000	4,000
25	ABC NEWS-EV	ABC	73,000	47,000	8,000
26	TIPPING POINT UK	Nine	57,000	37,000	4,000
27	DEAL OR NO DEAL	10	55,000	36,000	7,000
28	POINTLESS	Nine	54,000	13,000	1,000
29	SEVEN NEWS AT 4	Seven	54,000	29,000	3,000
30	TALKING FOOTY	Seven	54,000	20,000	2,000



## Grocery Shoppers (18+): Cumulative Reach for 3rd Apr 2024 to 9th Apr 2024



National Total TV Reach

**12,884,000**



Broadcast TV Reach


**11,056,000**



BVOD Reach

**5,600,000**



Rank	Description	Network	Total TV National Reach 	Total TV National Average Audience	BVOD National Average Audience
1	SEVEN NEWS	Seven	1,678,000	1,057,000	41,000
2	9NEWS	Nine	1,426,000	862,000	56,000
3	A CURRENT AFFAIR	Nine	1,210,000	830,000	52,000
4	I'M A CELEBRITY...GET ME OUT OF HERE! WED	10	1,137,000	634,000	131,000
5	THE 1% CLUB UK	Seven	1,127,000	564,000	33,000
6	GORDON RAMSAY'S FOOD STARS -WED	Nine	1,124,000	398,000	68,000
7	THE FRONT BAR	Seven	1,093,000	479,000	27,000
8	HOME AND AWAY	Seven	1,042,000	732,000	121,000
9	THE CHASE AUSTRALIA	Seven	1,033,000	502,000	19,000
10	7.30-EV	ABC	1,025,000	644,000	22,000
11	TIPPING POINT AUSTRALIA	Nine	1,007,000	544,000	31,000
12	ABC NEWS-EV	ABC	974,000	740,000	26,000
13	MELBOURNE COMEDY FESTIVAL-EV	ABC	925,000	362,000	34,000
14	HARD QUIZ S9-EV	ABC	834,000	646,000	48,000
15	ALONE AUSTRALIA	SBS	822,000	495,000	167,000
16	THE WEEKLY WITH CHARLIE PICKERING-EV	ABC	803,000	602,000	49,000
17	SUNRISE	Seven	741,000	302,000	19,000
18	THE PROJECT	10	641,000	251,000	13,000
19	TODAY	Nine	628,000	261,000	25,000
20	AUSTRALIAN CRIME STORIES: THE INVESTIGATORS	Nine	620,000	276,000	27,000
21	NEWS BREAKFAST-AM	ABC	596,000	212,000	12,000
22	9NEWS AFTERNOON	Nine	592,000	316,000	14,000
23	JIMMY CARR'S I LITERALLY JUST TOLD YOU	SBS	578,000	108,000	3,000
24	TIPPING POINT UK	Nine	535,000	350,000	12,000
25	SEVEN NEWS AT 4	Seven	530,000	274,000	9,000
26	10 NEWS FIRST	10	503,000	238,000	9,000
27	HARD QUIZ S8 RPT	ABC	495,000	276,000	8,000
28	FBI: INTERNATIONAL	10	484,000	158,000	11,000
29	ABC NEWS MORNINGS-AM	ABC	456,000	84,000	6,000
30	THE MORNING SHOW	Seven	439,000	181,000	12,000

# Notes

## Source:

VOZ 5.0 National Total TV

Total TV includes National Broadcast TV (including 'spill\*') and National BVOD.

## Cumulative reach totals:

Reporting 'When Watched'\*\* cumulative reach 1 minute (broadcast TV) and 15 secs (BVOD) for all networks (FTA + STV), 2am to 2am for the 7 days from, and including, the report date.

Broadcast TV reach includes viewers who may have also watched BVOD. BVOD reach includes viewers who may have also watched broadcast TV.

## Program results:

- Reporting the Top 30 'What Watched'\*\* Consolidated 7 program results by Primary Description ranked on National Total TV Reach, for programs 10 minutes in length or longer, based on final program log information for Free-to-Air (FTA) channels.
- Viewing to BVOD on demand content is aggregated to the related broadcast TV event that aired first ('First Run'), for all viewing on the day of the 'First Run' broadcast, and also for the subsequent seven research days for Consolidated 7 results. Where BVOD on demand content made available on a research day prior to the research day of the related 'First Run' broadcast TV event, the viewing to the BVOD on demand content on those days is not aggregated to the broadcast TV 'First Run' Consolidation result.
- Where the same program is broadcast across more than one channel on the same network (e.g., simulcast across Primary and Multi channels), the audience estimates are summed.

---

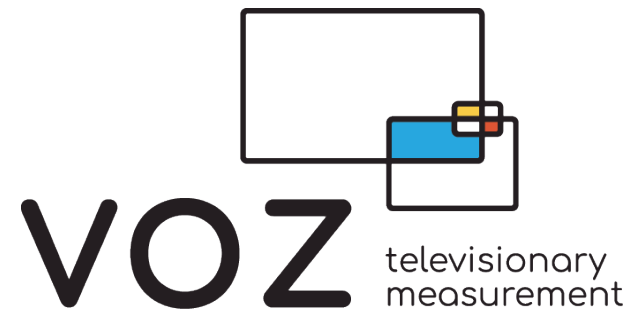
\* FTA Broadcast TV ‘Spill’ relates to viewing to broadcast channels transmitted from a market that is outside of the market being analysed. There are some metropolitan and regional markets that overlap. The viewing by people in an overlap area will contribute to the market that the broadcast originates from. The viewing in a non-overlap area to a broadcast from an adjacent market (‘spill viewing’) is excluded from that market. The National Total TV results in the VOZ reports includes ‘spill’ viewing that was otherwise excluded from local markets.

\*\* **‘What Watched’** relates to measurement and reporting of viewing to broadcast TV content, whether live or in playback, attributed to the time of original broadcast. **‘When Watched’** refers to measurement and reporting of viewing to broadcaster content at the time it was viewed. Broadcast TV playback and VOD can be accumulated from content broadcast multiple weeks prior to the reference week.

**Data © OzTAM and Regional TAM 2024. Not to be reproduced, published or communicated (electronically or in hard copy) in whole or in part, without prior written consent of OzTAM and Regional TAM.**



For more information on this report you can read the VOZ Guidelines and Frequently Asked Questions on our website [virtualoz.com.au](https://virtualoz.com.au)



**P:** +61 2 9929 7210

**E:** [info@oztam.com.au](mailto:info@oztam.com.au)

**W:** [virtualoz.com.au](http://virtualoz.com.au)

Level 2, Suite 1,  
124 Walker Street,  
North Sydney NSW  
2060 Australia

**ABN:** 87 089 146 396