



**Tuesday 14 Nov 2023**

# **Total TV Daily Overnight Top 30 Programs**


## **Free-to-Air Audience Reports:**


Total People


People 16-39


People 25-54

Grocery Shoppers

Rank	Description	Network	Total TV 	Broadcast TV		BVOD
			Broadcast TV + BVOD National	Metro	Regional	National
1	SEVEN NEWS	Seven	1,388,000	823,000	519,000	46,000
2	SEVEN NEWS AT 6.30	Seven	1,346,000	798,000	503,000	45,000
3	NINE NEWS 6:30	Nine	987,000	658,000	271,000	58,000
4	NINE NEWS	Nine	959,000	637,000	264,000	59,000
5	A CURRENT AFFAIR	Nine	955,000	623,000	278,000	53,000
6	HOME AND AWAY	Seven	834,000	426,000	328,000	80,000
7	THE CHASE AUSTRALIA	Seven	823,000	468,000	330,000	25,000
8	ABC NEWS-EV	ABC	804,000	516,000	257,000	31,000
9	7.30-EV	ABC	691,000	442,000	217,000	32,000
10	DESSERT MASTERS TUES	10	674,000	448,000	193,000	33,000
11	7NEWS SPOTLIGHT	Seven	619,000	355,000	228,000	36,000
12	THE CHASE AUSTRALIA-5PM	Seven	536,000	305,000	215,000	16,000
13	MY MUM YOUR DAD -TUE	Nine	513,000	318,000	132,000	63,000
14	THE CHEAP SEATS	10	485,000	346,000	127,000	13,000
15	HOT SEAT	Nine	483,000	301,000	154,000	28,000
16	SUNRISE	Seven	420,000	214,000	185,000	22,000
17	TAKE 5 WITH ZAN ROWE-EV	ABC	414,000	272,000	121,000	21,000
18	TIPPING POINT	Nine	391,000	225,000	151,000	14,000
19	SEVEN NEWS AT 4.30	Seven	375,000	216,000	148,000	10,000
20	NINE'S AFTERNOON NEWS	Nine	360,000	212,000	131,000	17,000
21	THE PROJECT 7PM	10	353,000	243,000	98,000	12,000
22	HOT SEAT -5PM	Nine	314,000	186,000	109,000	19,000
23	TODAY	Nine	313,000	184,000	100,000	30,000
24	SEVEN NEWS AT 4	Seven	312,000	178,000	126,000	9,000
25	PARAMEDICS -RPT	Nine	304,000	197,000	88,000	19,000
26	10 NEWS FIRST	10	288,000	192,000	87,000	8,000
27	THE LOST CITY OF MELBOURNE	SBS	281,000	200,000	78,000	3,000
28	NEWS BREAKFAST-AM	ABC	268,000	144,000	108,000	16,000
29	ROSE GOLD-EV	ABC	259,000	159,000	90,000	9,000
30	SUNRISE-EARLY	Seven	240,000	122,000	103,000	15,000

Rank	Description	Network	Total TV 	Broadcast TV		BVOD
			Broadcast TV + BVOD National	Metro	Regional	National
1	SEVEN NEWS AT 6.30	Seven	128,000	74,000	40,000	14,000
2	DESSERT MASTERS TUES	10	126,000	87,000	27,000	12,000
3	HOME AND AWAY	Seven	121,000	55,000	37,000	29,000
4	SEVEN NEWS	Seven	109,000	57,000	39,000	13,000
5	NINE NEWS 6:30	Nine	107,000	71,000	20,000	16,000
6	A CURRENT AFFAIR	Nine	104,000	65,000	23,000	15,000
7	NINE NEWS	Nine	98,000	67,000	15,000	16,000
8	THE CHEAP SEATS	10	96,000	80,000	13,000	4,000
9	7NEWS SPOTLIGHT	Seven	96,000	51,000	32,000	13,000
10	LOVE ISLAND AUSTRALIA -TUE	Nine	83,000	7,000	3,000	73,000
11	MY MUM YOUR DAD -TUE	Nine	68,000	42,000	9,000	17,000
12	THE CHASE AUSTRALIA	Seven	62,000	33,000	22,000	7,000
13	THE PROJECT 7PM	10	61,000	42,000	14,000	4,000
14	BIG BROTHER - TUE	Seven	60,000	32,000	15,000	13,000
15	ABC NEWS-EV	ABC	45,000	32,000	6,000	8,000
16	THE CHASE AUSTRALIA-5PM	Seven	44,000	25,000	15,000	5,000
17	TODAY	Nine	43,000	27,000	7,000	9,000
18	THE PROJECT 6.30PM	10	42,000	31,000	9,000	3,000
19	7.30-EV	ABC	42,000	28,000	7,000	8,000
20	SUNRISE	Seven	41,000	22,000	12,000	7,000
21	TAKE 5 WITH ZAN ROWE-EV	ABC	37,000	23,000	8,000	5,000
22	HOT SEAT	Nine	36,000	27,000	1,000	8,000
23	PARAMEDICS -RPT	Nine	33,000	24,000	3,000	6,000
24	10 NEWS FIRST 6PM	10	32,000	22,000	7,000	2,000
25	NINE'S AFTERNOON NEWS	Nine	31,000	24,000	3,000	4,000
26	TODAY -EARLY	Nine	31,000	22,000	4,000	6,000
27	10 NEWS FIRST	10	30,000	17,000	11,000	2,000
28	OUTBACK TRUCKERS-EP.2 PM	Seven	30,000	19,000	8,000	2,000
29	SEVEN NEWS AT 4.30	Seven	29,000	16,000	10,000	3,000
30	NEWS BREAKFAST-AM	ABC	28,000	14,000	10,000	4,000

Rank	Description	Network	Total TV 	Broadcast TV		BVOD
			Broadcast TV + BVOD National	Metro	Regional	National
1	SEVEN NEWS AT 6.30	Seven	330,000	184,000	121,000	25,000
2	SEVEN NEWS	Seven	314,000	170,000	119,000	25,000
3	DESSERT MASTERS TUES	10	294,000	198,000	75,000	20,000
4	HOME AND AWAY	Seven	267,000	126,000	95,000	46,000
5	NINE NEWS 6:30	Nine	255,000	162,000	62,000	31,000
6	A CURRENT AFFAIR	Nine	250,000	150,000	71,000	29,000
7	THE CHEAP SEATS	10	240,000	184,000	48,000	8,000
8	NINE NEWS	Nine	234,000	148,000	55,000	31,000
9	7NEWS SPOTLIGHT	Seven	194,000	103,000	70,000	21,000
10	MY MUM YOUR DAD -TUE	Nine	177,000	109,000	33,000	35,000
11	THE CHASE AUSTRALIA	Seven	175,000	94,000	68,000	13,000
12	ABC NEWS-EV	ABC	154,000	107,000	33,000	14,000
13	7.30-EV	ABC	139,000	93,000	31,000	15,000
14	THE PROJECT 7PM	10	139,000	93,000	39,000	8,000
15	SUNRISE	Seven	129,000	70,000	46,000	13,000
16	THE CHASE AUSTRALIA-5PM	Seven	122,000	68,000	45,000	9,000
17	BIG BROTHER - TUE	Seven	109,000	62,000	30,000	17,000
18	TODAY	Nine	109,000	57,000	34,000	18,000
19	TAKE 5 WITH ZAN ROWE-EV	ABC	102,000	64,000	28,000	10,000
20	HOT SEAT	Nine	100,000	62,000	24,000	14,000
21	SEVEN NEWS AT 4.30	Seven	98,000	62,000	30,000	6,000
22	PARAMEDICS -RPT	Nine	96,000	62,000	23,000	11,000
23	THE PROJECT 6.30PM	10	91,000	60,000	24,000	6,000
24	TODAY -EARLY	Nine	85,000	47,000	25,000	12,000
25	NEWS BREAKFAST-AM	ABC	84,000	50,000	26,000	8,000
26	LOVE ISLAND AUSTRALIA -TUE	Nine	82,000	14,000	5,000	63,000
27	SUNRISE-EARLY	Seven	82,000	43,000	29,000	9,000
28	NINE'S AFTERNOON NEWS	Nine	79,000	51,000	19,000	9,000
29	THE MORNING SHOW	Seven	75,000	40,000	27,000	7,000
30	SEVEN NEWS AT 4	Seven	74,000	50,000	20,000	5,000

Rank	Description	Network	Total TV 	Broadcast TV		BVOD
			Broadcast TV + BVOD National	Metro	Regional	National
1	SEVEN NEWS	Seven	1,154,000	686,000	431,000	36,000
2	SEVEN NEWS AT 6.30	Seven	1,107,000	663,000	407,000	36,000
3	NINE NEWS 6.30	Nine	801,000	530,000	224,000	46,000
4	NINE NEWS	Nine	781,000	513,000	221,000	47,000
5	A CURRENT AFFAIR	Nine	758,000	493,000	222,000	43,000
6	THE CHASE AUSTRALIA	Seven	683,000	390,000	272,000	20,000
7	ABC NEWS-EV	ABC	680,000	434,000	221,000	25,000
8	HOME AND AWAY	Seven	670,000	353,000	254,000	63,000
9	7.30-EV	ABC	584,000	375,000	183,000	25,000
10	DESSERT MASTERS TUES	10	519,000	345,000	146,000	27,000
11	7NEWS SPOTLIGHT	Seven	496,000	293,000	175,000	28,000
12	THE CHASE AUSTRALIA-5PM	Seven	446,000	255,000	178,000	13,000
13	MY MUM YOUR DAD -TUE	Nine	403,000	251,000	101,000	51,000
14	HOT SEAT	Nine	402,000	247,000	131,000	23,000
15	THE CHEAP SEATS	10	384,000	274,000	100,000	10,000
16	TAKE 5 WITH ZAN ROWE-EV	ABC	352,000	232,000	103,000	17,000
17	SUNRISE	Seven	345,000	176,000	151,000	18,000
18	TIPPING POINT	Nine	328,000	188,000	128,000	12,000
19	SEVEN NEWS AT 4.30	Seven	308,000	180,000	120,000	8,000
20	NINE'S AFTERNOON NEWS	Nine	292,000	171,000	108,000	14,000
21	THE PROJECT 7PM	10	272,000	189,000	73,000	10,000
22	HOT SEAT -5PM	Nine	260,000	151,000	93,000	16,000
23	TODAY	Nine	259,000	150,000	84,000	24,000
24	SEVEN NEWS AT 4	Seven	258,000	149,000	102,000	7,000
25	PARAMEDICS -RPT	Nine	248,000	159,000	74,000	15,000
26	THE LOST CITY OF MELBOURNE	SBS	241,000	173,000	66,000	3,000
27	10 NEWS FIRST	10	235,000	160,000	68,000	7,000
28	NEWS BREAKFAST-AM	ABC	222,000	121,000	89,000	13,000
29	ROSE GOLD-EV	ABC	218,000	134,000	76,000	7,000
30	SUNRISE-EARLY	Seven	201,000	104,000	84,000	13,000

# Notes

**Source:**

VOZ 5.0 National Broadcast TV and BVOD (live + on demand incl co-viewing) 'What Watched' Overnight program audience for Free-to-Air (FTA) channels

Metro (Syd, Mel, Bris, Ade, Per) Regional (Qld, NNSW, SNSW, Vic, Tas, WA, Rest of Australia)

**Program results:**

Reporting the Top 30 programs by Primary Description, ranked by Total TV Audience, for programs 10 minutes in length or longer.

---

**Data © OzTAM and Regional TAM 2023. Not to be reproduced, published or communicated (electronically or in hard copy) in whole or in part, without prior written consent of OzTAM and Regional TAM.**



For more information on this report you can read the VOZ Guidelines and Frequently Asked Questions on our website [virtualoz.com.au](https://virtualoz.com.au)



**P:** +61 2 9929 7210

**E:** [info@oztam.com.au](mailto:info@oztam.com.au)

**W:** [virtualoz.com.au](http://virtualoz.com.au)

Level 2, Suite 1,  
124 Walker Street,  
North Sydney NSW  
2060 Australia

**ABN:** 87 089 146 396