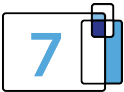


## BVOD Top 20 Programs Consolidated 7 Audience



<b>Ranked:</b>	Ranked on BVOD Audience
<b>Channels:</b>	All Free-to-Air Broadcast Networks + Affiliates
<b>Market:</b>	National
<b>Demographic:</b>	All
<b>Statistics:</b>	BVOD Audience ('000s)
<b>Week:</b>	48
<b>Date Period:</b>	20/11/2022 - 26/11/2022

# Top 20 BVOD

**Week:** 48 (20/11/2022 - 26/11/2022) **Demographic:** Total People **Statistics:** BVOD Audience ('000s)



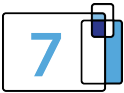
Consolidated 7 Programs



Rank	Description	Network / Affiliate	Linear TV + BVOD National	National	Metro	Regional	National	Metro	Regional	Linear TV Only National	BVOD Only National
1	2022 FIFA WORLD CUP: TUN V AUS LIVE	SBS	1,737,000	1,360,000	1,037,000	323,000	378,000	322,000	72,000	78%	22%
2	2022 FIFA WORLD CUP: ARG V KSA LIVE	SBS	887,000	565,000	441,000	124,000	322,000	277,000	58,000	64%	36%
3	LOVE ISLAND AUSTRALIA -TUE	NINE	368,000	96,000	63,000	25,000	272,000	209,000	74,000	26%	74%
4	LOVE ISLAND AUSTRALIA -MON	NINE	381,000	110,000	71,000	33,000	270,000	208,000	74,000	29%	71%
5	2022 FIFA WORLD CUP: FRA V AUS LIVE	SBS	988,000	718,000	551,000	167,000	270,000	228,000	54,000	73%	27%
6	LOVE ISLAND AUSTRALIA -THU	NINE	373,000	105,000	66,000	34,000	268,000	206,000	73,000	28%	72%
7	LOVE ISLAND AUSTRALIA -WED	NINE	367,000	102,000	67,000	26,000	265,000	204,000	72,000	28%	72%
8	2022 FIFA WORLD CUP: ARG V KSA POST-MATCH	SBS	630,000	417,000	335,000	81,000	213,000	184,000	37,000	66%	34%
9	2022 FIFA WORLD CUP: MAR V CRO LIVE	SBS	656,000	444,000	364,000	80,000	212,000	182,000	38,000	68%	32%
10	2022 FIFA WORLD CUP: WAL V IRN LIVE	SBS	712,000	521,000	405,000	116,000	190,000	163,000	35,000	73%	27%
11	2022 FIFA WORLD CUP: SUI V CMR LIVE	SBS	605,000	426,000	340,000	86,000	180,000	154,000	33,000	70%	30%
12	2022 FIFA WORLD CUP: ENG V IRN LIVE	SBS	434,000	271,000	229,000	42,000	163,000	143,000	28,000	62%	38%
13	FISK-EV	ABC	1,040,000	895,000	648,000	247,000	145,000	120,000	32,000	86%	14%
14	2022 FIFA WORLD CUP: TUN V AUS POST-MATCH	SBS	685,000	543,000	444,000	99,000	142,000	122,000	26,000	79%	21%
15	2022 FIFA WORLD CUP: GER V JPN LIVE	SBS	312,000	177,000	149,000	27,000	135,000	117,000	23,000	57%	43%
16	HOME AND AWAY	SEVEN	939,000	805,000	470,000	316,000	134,000	99,000	41,000	86%	14%
17	2022 FIFA WORLD CUP: URU V KOR LIVE	SBS	304,000	171,000	146,000	25,000	133,000	115,000	23,000	56%	44%
18	2022 FIFA WORLD CUP: POL V KSA LIVE	SBS	368,000	238,000	204,000	33,000	130,000	113,000	22,000	65%	35%
19	2022 FIFA WORLD CUP: BRA V SRB LIVE	SBS	369,000	239,000	183,000	56,000	130,000	110,000	25,000	65%	35%
20	KATH & KIM: OUR EFFLUENT LIFE	SEVEN	1,467,000	1,340,000	855,000	461,000	127,000	97,000	36,000	91%	9%

# Top 5 BVOD by Network

**Week:** 48 (20/11/2022 - 26/11/2022) **Demographic:** Total People **Statistics:** BVOD Audience ('000s)



### ABC Top 5 BVOD by Network

TOTAL

LINEAR TV

BVOD 

CONTRIBUTION %

Rank	Description	Network / Affiliate	Linear TV + BVOD National	National	Metro	Regional	National	Metro	Regional	Linear TV Only National	BVOD Only National
1	FISK-EV	ABC	1,040,000	895,000	648,000	247,000	145,000	120,000	32,000	86%	14%
2	DOC MARTIN-EV	ABC	895,000	786,000	495,000	291,000	109,000	89,000	25,000	88%	12%
3	SHETLAND-EV	ABC	687,000	582,000	361,000	220,000	105,000	86,000	24,000	85%	15%
4	FISK-LE	ABC	517,000	435,000	307,000	128,000	82,000	68,000	18,000	84%	16%
5	SHETLAND-PM	ABC	178,000	108,000	66,000	42,000	70,000	57,000	17,000	61%	39%





Seven Network Top 5 BVOD by Network

1	HOME AND AWAY	SEVEN	939,000	805,000	470,000	316,000	134,000	99,000	41,000	86%	14%
2	KATH & KIM: OUR EFFLUENT LIFE	SEVEN	1,467,000	1,340,000	855,000	461,000	127,000	97,000	36,000	91%	9%
3	KATH & KIM: 20 PREPOSTEROUS YEARS	SEVEN	952,000	876,000	551,000	313,000	76,000	58,000	22,000	92%	8%
4	THE GOOD DOCTOR	SEVEN	502,000	454,000	278,000	170,000	48,000	37,000	14,000	90%	10%
5	THE ROAST OF PAUL HOGAN	SEVEN	1,028,000	991,000	564,000	416,000	37,000	27,000	12,000	96%	4%

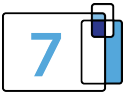


Nine Network Top 5 BVOD by Network

1	LOVE ISLAND AUSTRALIA -TUE	NINE	368,000	96,000	63,000	25,000	272,000	209,000	74,000	26%	74%
2	LOVE ISLAND AUSTRALIA -MON	NINE	381,000	110,000	71,000	33,000	270,000	208,000	74,000	29%	71%
3	LOVE ISLAND AUSTRALIA -THU	NINE	373,000	105,000	66,000	34,000	268,000	206,000	73,000	28%	72%
4	LOVE ISLAND AUSTRALIA -WED	NINE	367,000	102,000	67,000	26,000	265,000	204,000	72,000	28%	72%
5	MY MUM YOUR DAD -MON	NINE	735,000	638,000	429,000	191,000	97,000	74,000	28,000	87%	13%

# Top 5 BVOD by Network

**Week:** 48 (20/11/2022 - 26/11/2022) **Demographic:** Total People **Statistics:** BVOD Audience ('000s)



### Network 10 Top 5 BVOD by Network

TOTAL

LINEAR TV

BVOD 

CONTRIBUTION %

Rank	Description	Network / Affiliate	Linear TV + BVOD National	National	Metro	Regional	National	Metro	Regional	Linear TV Only National	BVOD Only National
1	THE BOLD AND THE BEAUTIFUL FAST- TRACKED	TEN	88,000	N/A	N/A	N/A	88,000	70,000	23,000	0%	100%
2	THE CHALLENGE AUSTRALIA TUES	TEN	242,000	209,000	152,000	52,000	33,000	26,000	8,000	86%	14%
3	THE CHALLENGE AUSTRALIA MON	TEN	289,000	260,000	186,000	72,000	29,000	23,000	7,000	90%	10%
4	CLAREMONT: A KILLER AMONG US PART 2	TEN	538,000	514,000	335,000	169,000	24,000	19,000	6,000	96%	4%
5	CLAREMONT: A KILLER AMONG US PART 1	TEN	454,000	431,000	292,000	131,000	23,000	19,000	6,000	95%	5%





SBS Top 5 BVOD by Network

1	2022 FIFA WORLD CUP: TUN V AUS LIVE	SBS	1,737,000	1,360,000	1,037,000	323,000	378,000	322,000	72,000	78%	22%
2	2022 FIFA WORLD CUP: ARG V KSA LIVE	SBS	887,000	565,000	441,000	124,000	322,000	277,000	58,000	64%	36%
3	2022 FIFA WORLD CUP: FRA V AUS LIVE	SBS	988,000	718,000	551,000	167,000	270,000	228,000	54,000	73%	27%
4	2022 FIFA WORLD CUP: ARG V KSA POST-MATCH	SBS	630,000	417,000	335,000	81,000	213,000	184,000	37,000	66%	34%
5	2022 FIFA WORLD CUP: MAR V CRO LIVE	SBS	656,000	444,000	364,000	80,000	212,000	182,000	38,000	68%	32%

# Notes

'BVOD Metro' and 'BVOD Regional' audience '000s represent VPM viewing allocated to the respective TAM service markets. The sum of these will differ slightly from 'BVOD National' '000s reported within VOZ, to account for BVOD viewing in overlap markets and outside of Regional and Metro TAM coverage areas.

VOZ 'Linear TV Metro' and 'Linear TV Regional' audience '000s reflect the audience to local content only (no spill viewing\*). 'Linear TV National' includes spill viewing that was otherwise excluded from the 'Linear TV Metro' and 'Linear TV Regional' figures. This accounts for the difference between 'Linear TV National' and the sum of 'Linear TV Metro' and 'Linear TV Regional' in these reports.

'Linear TV Regional' in VOZ also includes the new market, 'Rest of Australia' which means that 'Linear TV Regional' in VOZ will be different to 'Linear TV Regional' in TV currency.

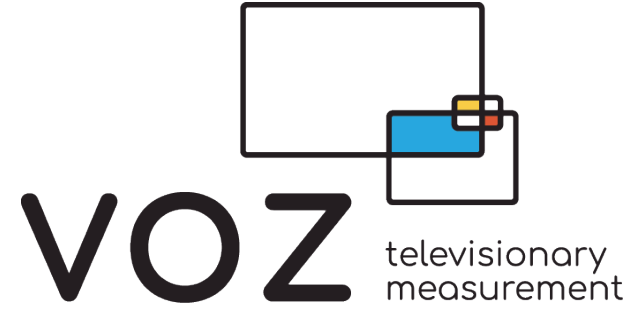
\*spill viewing is defined as either viewing to regional linear broadcast content if it originated from a non-regional market or viewing to metro linear broadcast content if it originated from a non-metro market.

---

**VOZ is the foundation of Australia's Total TV reporting standard, bringing together broadcaster content viewed on TV sets (Linear TV) and connected devices (BVOD) to provide all-screen, cross-platform planning & reporting.**



For more information on this report you can read the VOZ Guidelines and Frequently Asked Questions on our website [virtualoz.com.au](https://virtualoz.com.au)



**P:** +61 2 9929 7210

**E:** [info@oztam.com.au](mailto:info@oztam.com.au)

**W:** [virtualoz.com.au](http://virtualoz.com.au)

Level 2, Suite 1,  
124 Walker Street,  
North Sydney NSW  
2060 Australia

**ABN:** 87 089 146 396