



## BVOD Top 20 Programs Consolidated 7 Audience




<b>Ranked:</b>	Ranked on BVOD Audience
<b>Channels:</b>	All Free-to-Air Broadcast Networks + Affiliates
<b>Market:</b>	National
<b>Demographic:</b>	All
<b>Statistics:</b>	BVOD Audience ('000s)
<b>Week:</b>	50
<b>Date Period:</b>	05/12/2021 - 11/12/2021

# Top 20 BVOD

**Week:** 50 (05/12/2021 - 11/12/2021) **Demographic:** Total People **Statistics:** BVOD Audience ('000s)



Consolidated 7 Programs



Rank	Description	Network / Affiliate	Linear TV + BVOD National	National	Metro	Regional	National	Metro	Regional	Linear TV Only National	BVOD Only National
1	TOTAL CONTROL	ABC	116,000	N/A	N/A	N/A	116,000	94,000	28,000	0%	100%
2	ENDEAVOUR-EV	ABC	892,000	814,000	525,000	289,000	79,000	64,000	19,000	91%	9%
3	US	ABC	59,000	N/A	N/A	N/A	59,000	49,000	13,000	0%	100%
4	US-EV	ABC	491,000	441,000	284,000	157,000	51,000	42,000	11,000	90%	10%
5	THE BOLD AND THE BEAUTIFUL FAST- TRACKED	TEN	46,000	N/A	N/A	N/A	46,000	38,000	11,000	0%	100%
6	SURVIVOR 41	NINE	241,000	197,000	136,000	52,000	44,000	34,000	12,000	82%	18%
7	SUPERCARS CHAMPIONSHIP: BATHURST 1000 PODIUM	SEVEN	1,478,000	1,440,000	837,000	570,000	39,000	28,000	13,000	97%	3%
8	SUPERCARS CHAMPIONSHIP: BATHURST 1000 RACE	SEVEN	1,356,000	1,319,000	752,000	533,000	37,000	26,000	13,000	97%	3%
9	THE LARKINS-EV	ABC	614,000	578,000	356,000	222,000	36,000	29,000	9,000	94%	6%
10	GRUEN	ABC	35,000	N/A	N/A	N/A	35,000	29,000	8,000	0%	100%
11	SNACKMASTERS -TUE	NINE	765,000	730,000	488,000	232,000	35,000	26,000	11,000	95%	5%
12	THE DOG HOUSE AUSTRALIA	TEN	799,000	764,000	522,000	225,000	35,000	28,000	9,000	96%	4%
13	NEIGHBOURS	TEN	247,000	212,000	149,000	57,000	35,000	27,000	10,000	86%	14%
14	SNACKMASTERS -MON	NINE	735,000	701,000	470,000	213,000	34,000	26,000	11,000	95%	5%
15	SEVEN NEWS - SUN	SEVEN	1,481,000	1,451,000	877,000	545,000	30,000	23,000	10,000	98%	2%
16	WOULD I LIE TO YOU?	ABC	28,000	N/A	N/A	N/A	28,000	23,000	6,000	0%	100%
17	60 MINUTES -SUMMER	NINE	921,000	894,000	611,000	271,000	27,000	21,000	8,000	97%	3%
18	RED ELECTION SEASON 1	SBS	27,000	N/A	N/A	N/A	27,000	22,000	6,000	0%	100%
19	MIRACULOUS: TALES OF LADYBUG AND CAT NOIR	ABC	27,000	N/A	N/A	N/A	27,000	22,000	6,000	0%	100%
20	THE LARKINS-PM	ABC	136,000	110,000	66,000	44,000	26,000	21,000	6,000	81%	19%

# Top 5 BVOD by Network

**Week:** 50 (05/12/2021 - 11/12/2021) **Demographic:** Total People **Statistics:** BVOD Audience ('000s)



### ABC Top 5 BVOD by Network

TOTAL

LINEAR TV

BVOD 

CONTRIBUTION %

Rank	Description	Network / Affiliate	Linear TV + BVOD National	National	Metro	Regional	National	Metro	Regional	Linear TV Only National	BVOD Only National
1	TOTAL CONTROL	ABC	116,000	N/A	N/A	N/A	116,000	94,000	28,000	0%	100%
2	ENDEAVOUR-EV	ABC	892,000	814,000	525,000	289,000	79,000	64,000	19,000	91%	9%
3	US	ABC	59,000	N/A	N/A	N/A	59,000	49,000	13,000	0%	100%
4	US-EV	ABC	491,000	441,000	284,000	157,000	51,000	42,000	11,000	90%	10%
5	THE LARKINS-EV	ABC	614,000	578,000	356,000	222,000	36,000	29,000	9,000	94%	6%





Seven Network Top 5 BVOD by Network

1	SUPERCARS CHAMPIONSHIP: BATHURST 1000 PODIUM	SEVEN	1,478,000	1,440,000	837,000	570,000	39,000	28,000	13,000	97%	3%
2	SUPERCARS CHAMPIONSHIP: BATHURST 1000 RACE	SEVEN	1,356,000	1,319,000	752,000	533,000	37,000	26,000	13,000	97%	3%
3	SEVEN NEWS - SUN	SEVEN	1,481,000	1,451,000	877,000	545,000	30,000	23,000	10,000	98%	2%
4	SUPERCARS CHAMPIONSHIP: BATHURST 1000 D3 PREVIEW	SEVEN	946,000	923,000	504,000	390,000	24,000	17,000	8,000	98%	2%
5	SEVEN NEWS AT 6.30	SEVEN	1,371,000	1,351,000	835,000	498,000	20,000	16,000	5,000	99%	1%



Nine Network Top 5 BVOD by Network

1	SURVIVOR 41	NINE	241,000	197,000	136,000	52,000	44,000	34,000	12,000	82%	18%
2	SNACKMASTERS -TUE	NINE	765,000	730,000	488,000	232,000	35,000	26,000	11,000	95%	5%
3	SNACKMASTERS -MON	NINE	735,000	701,000	470,000	213,000	34,000	26,000	11,000	95%	5%
4	60 MINUTES -SUMMER	NINE	921,000	894,000	611,000	271,000	27,000	21,000	8,000	97%	3%
5	NINE NEWS 6:30	NINE	1,141,000	1,115,000	771,000	331,000	26,000	21,000	7,000	98%	2%

# Top 5 BVOD by Network

**Week:** 50 (05/12/2021 - 11/12/2021) **Demographic:** Total People **Statistics:** BVOD Audience ('000s)



### Network 10 Top 5 BVOD by Network

TOTAL

LINEAR TV

BVOD 

CONTRIBUTION %

Rank	Description	Network / Affiliate	Linear TV + BVOD National	National	Metro	Regional	National	Metro	Regional	Linear TV Only National	BVOD Only National
1	THE BOLD AND THE BEAUTIFUL FAST- TRACKED	TEN	46,000	N/A	N/A	N/A	46,000	38,000	11,000	0%	100%
2	THE DOG HOUSE AUSTRALIA	TEN	799,000	764,000	522,000	225,000	35,000	28,000	9,000	96%	4%
3	NEIGHBOURS	TEN	247,000	212,000	149,000	57,000	35,000	27,000	10,000	86%	14%
4	BULL	TEN	302,000	291,000	198,000	89,000	11,000	9,000	3,000	96%	4%
5	CSI: VEGAS	TEN	337,000	327,000	219,000	104,000	11,000	8,000	3,000	97%	3%





SBS Top 5 BVOD by Network

1	RED ELECTION SEASON 1	SBS	27,000	N/A	N/A	N/A	27,000	22,000	6,000	0%	100%
2	BEFORE WE DIE (UK) SEASON 1	SBS	19,000	N/A	N/A	N/A	19,000	16,000	4,000	0%	100%
3	GOMORRAH SEASON 5	SBS	13,000	N/A	N/A	N/A	13,000	12,000	2,000	0%	100%
4	MURDER CASE	SBS	114,000	103,000	65,000	38,000	11,000	9,000	2,000	90%	10%
5	MUHAMMAD ALI	SBS	197,000	187,000	124,000	63,000	10,000	9,000	2,000	95%	5%

# Notes

'BVOD Metro' and 'BVOD Regional' audience '000s represent VPM viewing allocated to the respective TAM service markets. The sum of these will differ slightly from 'BVOD National' '000s reported within VOZ, to account for BVOD viewing in overlap markets and outside of Regional and Metro TAM coverage areas.

VOZ 'Linear TV Metro' and 'Linear TV Regional' audience '000s reflect the audience to local content only (no spill viewing\*). 'Linear TV National' includes spill viewing that was otherwise excluded from the 'Linear TV Metro' and 'Linear TV Regional' figures. This accounts for the difference between 'Linear TV National' and the sum of 'Linear TV Metro' and 'Linear TV Regional' in these reports.

'Linear TV Regional' in VOZ also includes the new market, 'Rest of Australia' which means that 'Linear TV Regional' in VOZ will be different to 'Linear TV Regional' in TV currency.

\*spill viewing is defined as either viewing to regional linear broadcast content if it originated from a non-regional market or viewing to metro linear broadcast content if it originated from a non-metro market.

---

**VOZ is the foundation of Australia's Total TV reporting standard, bringing together broadcaster content viewed on TV sets (Linear TV) and connected devices (BVOD) to provide all-screen, cross-platform planning & reporting.**



For more information on this report you can read the VOZ Guidelines and Frequently Asked Questions on our website [virtualoz.com.au](https://virtualoz.com.au)



**P:** +61 2 9929 7210

**E:** [info@oztam.com.au](mailto:info@oztam.com.au)

**W:** [virtualoz.com.au](http://virtualoz.com.au)

Level 2, Suite 1,  
124 Walker Street,  
North Sydney NSW  
2060 Australia

**ABN:** 87 089 146 396