



BVOD Top 20 Programs Consolidated 7 Audience




Ranked:	Ranked on BVOD Audience
Channels:	All Free-to-Air Broadcast Networks + Affiliates
Market:	National
Demographic:	All
Statistics:	BVOD Audience ('000s)
Week:	32
Date Period:	01/08/2021 - 07/08/2021

Top 20 BVOD

Week: 32 (01/08/2021 - 07/08/2021) **Demographic:** Total People **Statistics:** BVOD Audience ('000s)



Consolidated 7 Programs



Rank	Description	Network / Affiliate	Linear TV + BVOD National	National	Metro	Regional	National	Metro	Regional	Linear TV Only National	BVOD Only National
1	TOKYO 2020 OLYMPIC GAMES: DAY 9 - NIGHT	SEVEN	3,202,000	2,987,000	2,076,000	860,000	215,000	170,000	56,000	93%	7%
2	TOKYO 2020 OLYMPIC GAMES: DAY 12 - NIGHT	SEVEN	2,751,000	2,579,000	1,794,000	748,000	172,000	137,000	44,000	94%	6%
3	TOKYO 2020 OLYMPIC GAMES: DAY 10 - NIGHT	SEVEN	2,229,000	2,061,000	1,440,000	586,000	168,000	133,000	43,000	92%	8%
4	LOVE ISLAND UK: SEASON 7	NINE	166,000	N/A	N/A	N/A	166,000	136,000	36,000	0%	100%
5	AUSTRALIAN SURVIVOR MON	TEN	1,043,000	885,000	681,000	180,000	158,000	130,000	36,000	85%	15%
6	LOVE ISLAND UKSEASON 7	NINE	158,000	N/A	N/A	N/A	158,000	129,000	35,000	0%	100%
7	AUSTRALIAN SURVIVOR SUN	TEN	1,004,000	852,000	638,000	190,000	153,000	126,000	35,000	85%	15%
8	ATHLETICS	SEVEN	151,000	N/A	N/A	N/A	151,000	124,000	35,000	0%	100%
9	TOKYO 2020 OLYMPIC GAMES: DAY 9 - EVENING	SEVEN	2,409,000	2,260,000	1,523,000	706,000	150,000	118,000	40,000	94%	6%
10	TOKYO 2020 OLYMPIC GAMES: DAY 13 - NIGHT	SEVEN	2,238,000	2,090,000	1,424,000	626,000	148,000	117,000	39,000	93%	7%
11	SPORT CLIMBING	SEVEN	146,000	N/A	N/A	N/A	146,000	119,000	35,000	0%	100%
12	TOKYO 2020 OLYMPIC GAMES: DAY 9 - LATE NIGHT	SEVEN	1,807,000	1,664,000	1,187,000	455,000	142,000	114,000	35,000	92%	8%
13	TOKYO 2020 OLYMPIC GAMES: DAY 13 - LATE AFTERNOON	SEVEN	1,556,000	1,414,000	990,000	403,000	142,000	114,000	36,000	91%	9%
14	LOVE ISLAND UK SEASON 7	NINE	141,000	N/A	N/A	N/A	141,000	116,000	31,000	0%	100%
15	AUSTRALIAN SURVIVOR TUES	TEN	1,078,000	937,000	719,000	191,000	140,000	115,000	32,000	87%	13%
16	EQUESTRIAN	SEVEN	140,000	N/A	N/A	N/A	140,000	98,000	49,000	0%	100%
17	ROSEHAVEN	ABC	136,000	N/A	N/A	N/A	136,000	109,000	33,000	0%	100%
18	TOKYO 2020 OLYMPIC GAMES: DAY 10 - LATE NIGHT	SEVEN	1,511,000	1,379,000	1,002,000	345,000	132,000	105,000	32,000	91%	9%
19	TOKYO 2020 OLYMPIC GAMES: DAY 9 - AFTERNOON	SEVEN	2,282,000	2,151,000	1,528,000	593,000	131,000	104,000	34,000	94%	6%
20	TOKYO 2020 OLYMPIC GAMES: DAY 11 - NIGHT	SEVEN	1,667,000	1,551,000	1,019,000	504,000	116,000	91,000	31,000	93%	7%

Top 5 BVOD by Network

Week: 32 (01/08/2021 - 07/08/2021) **Demographic:** Total People **Statistics:** BVOD Audience ('000s)



ABC Top 5 BVOD by Network

TOTAL

LINEAR TV

BVOD 

CONTRIBUTION %

Rank	Description	Network / Affiliate	Linear TV + BVOD National	National	Metro	Regional	National	Metro	Regional	Linear TV Only National	BVOD Only National
1	ROSEHAVEN	ABC	136,000	N/A	N/A	N/A	136,000	109,000	33,000	0%	100%
2	PEPPA PIG	ABC	92,000	N/A	N/A	N/A	92,000	77,000	20,000	0%	100%
3	AUSTRALIAN STORY	ABC	164,000	85,000	54,000	30,000	80,000	67,000	16,000	51%	49%
4	MIDSOMER MURDERS	ABC	68,000	N/A	N/A	N/A	68,000	55,000	17,000	0%	100%
5	BUDDI	ABC	49,000	N/A	N/A	N/A	49,000	41,000	11,000	0%	100%

Seven Network Top 5 BVOD by Network

1	TOKYO 2020 OLYMPIC GAMES: DAY 9 - NIGHT	SEVEN	3,202,000	2,987,000	2,076,000	860,000	215,000	170,000	56,000	93%	7%
2	TOKYO 2020 OLYMPIC GAMES: DAY 12 - NIGHT	SEVEN	2,751,000	2,579,000	1,794,000	748,000	172,000	137,000	44,000	94%	6%
3	TOKYO 2020 OLYMPIC GAMES: DAY 10 - NIGHT	SEVEN	2,229,000	2,061,000	1,440,000	586,000	168,000	133,000	43,000	92%	8%
4	ATHLETICS	SEVEN	151,000	N/A	N/A	N/A	151,000	124,000	35,000	0%	100%
5	TOKYO 2020 OLYMPIC GAMES: DAY 9 - EVENING	SEVEN	2,409,000	2,260,000	1,523,000	706,000	150,000	118,000	40,000	94%	6%

Nine Network Top 5 BVOD by Network

1	LOVE ISLAND UK: SEASON 7	NINE	166,000	N/A	N/A	N/A	166,000	136,000	36,000	0%	100%
2	LOVE ISLAND UKSEASON 7	NINE	158,000	N/A	N/A	N/A	158,000	129,000	35,000	0%	100%
3	LOVE ISLAND UK SEASON 7	NINE	141,000	N/A	N/A	N/A	141,000	116,000	31,000	0%	100%
4	BEAUTY AND THE GEEK -SUN	NINE	1,125,000	1,016,000	738,000	250,000	109,000	86,000	29,000	90%	10%
5	BEAUTY AND THE GEEK -WINNER ANNOUNCED	NINE	1,079,000	986,000	724,000	240,000	93,000	73,000	25,000	91%	9%

Top 5 BVOD by Network

Week: 32 (01/08/2021 - 07/08/2021) **Demographic:** Total People **Statistics:** BVOD Audience ('000s)



Network 10 Top 5 BVOD by Network

TOTAL

LINEAR TV

BVOD

CONTRIBUTION %

Rank	Description	Network / Affiliate	Linear TV + BVOD National	National	Metro	Regional	National	Metro	Regional	Linear TV Only National	BVOD Only National
1	AUSTRALIAN SURVIVOR MON	TEN	1,043,000	885,000	681,000	180,000	158,000	130,000	36,000	85%	15%
2	AUSTRALIAN SURVIVOR SUN	TEN	1,004,000	852,000	638,000	190,000	153,000	126,000	35,000	85%	15%
3	AUSTRALIAN SURVIVOR TUES	TEN	1,078,000	937,000	719,000	191,000	140,000	115,000	32,000	87%	13%
4	THE BACHELOR AUSTRALIA THURS	TEN	656,000	552,000	423,000	115,000	104,000	87,000	22,000	84%	16%
5	THE BACHELOR AUSTRALIA WED	TEN	609,000	522,000	409,000	100,000	87,000	73,000	19,000	86%	14%

SBS Top 5 BVOD by Network

1	THE GOOD FIGHT	SBS	218,000	172,000	133,000	38,000	46,000	39,000	10,000	79%	21%
2	THE WITNESSES SEASON 1	SBS	22,000	N/A	N/A	N/A	22,000	18,000	4,000	0%	100%
3	FIRST LADIES SEASON 1	SBS	12,000	N/A	N/A	N/A	12,000	10,000	2,000	0%	100%
4	INSIGHT RPT	SBS	34,000	24,000	13,000	12,000	10,000	8,000	2,000	71%	29%
5	HEMINGWAY SEASON 1	SBS	163,000	156,000	110,000	46,000	7,000	6,000	1,000	96%	4%

Notes

'BVOD Metro' and 'BVOD Regional' audience '000s represent VPM viewing allocated to the respective TAM service markets. The sum of these will differ slightly from 'BVOD National' '000s reported within VOZ, to account for BVOD viewing in overlap markets and outside of Regional and Metro TAM coverage areas.

VOZ 'Linear TV Metro' and 'Linear TV Regional' audience '000s reflect the audience to local content only (no spill viewing*). 'Linear TV National' includes spill viewing that was otherwise excluded from the 'Linear TV Metro' and 'Linear TV Regional' figures. This accounts for the difference between 'Linear TV National' and the sum of 'Linear TV Metro' and 'Linear TV Regional' in these reports.

'Linear TV Regional' in VOZ also includes the new market, 'Rest of Australia' which means that 'Linear TV Regional' in VOZ will be different to 'Linear TV Regional' in TV currency.

*spill viewing is defined as either viewing to regional linear broadcast content if it originated from a non-regional market or viewing to metro linear broadcast content if it originated from a non-metro market.

VOZ is the foundation of Australia's Total TV reporting standard, bringing together broadcaster content viewed on TV sets (Linear TV) and connected devices (BVOD) to provide all-screen, cross-platform planning & reporting.



For more information on this report you can read the VOZ Guidelines and Frequently Asked Questions on our website virtualoz.com.au



P: +61 2 9929 7210

E: info@oztam.com.au

W: virtualoz.com.au

Level 2, Suite 1,
124 Walker Street,
North Sydney NSW
2060 Australia

ABN: 87 089 146 396