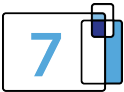


BVOD Top 20 Programs Consolidated 7 Audience

Ranked:	Ranked on BVOD Audience
Channels:	All Free-to-Air Broadcast Networks + Affiliates
Market:	National
Demographic:	All
Statistics:	BVOD Audience ('000s)
Week:	31
Date Period:	25/07/2021 - 31/07/2021

Top 20 BVOD

Week: 31 (25/07/2021 - 31/07/2021) **Demographic:** Total People **Statistics:** BVOD Audience ('000s)



Consolidated 7 Programs

TOTAL

LINEAR TV

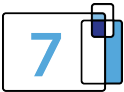
BVOD

CONTRIBUTION %

Rank	Description	Network / Affiliate	Linear TV + BVOD National	National	Metro	Regional	National	Metro	Regional	Linear TV Only National	BVOD Only National
1	SWIMMING: WOMEN'S 100M BREASTSTROKE	SEVEN	183,000	N/A	N/A	N/A	183,000	150,000	42,000	0%	100%
2	SWIMMING: MEN'S 200M FREESTYLE	SEVEN	180,000	N/A	N/A	N/A	180,000	148,000	41,000	0%	100%
3	TOKYO 2020 OLYMPIC GAMES: DAY 6 - AFTERNOON	SEVEN	1,584,000	1,414,000	1,014,000	382,000	169,000	134,000	43,000	89%	11%
4	TOKYO 2020 OLYMPIC GAMES: DAY 8 - NIGHT	SEVEN	2,640,000	2,474,000	1,702,000	728,000	166,000	133,000	42,000	94%	6%
5	LOVE ISLAND UK SEASON 7	NINE	162,000	N/A	N/A	N/A	162,000	133,000	35,000	0%	100%
6	ARTISTIC GYMNASTICS	SEVEN	157,000	N/A	N/A	N/A	157,000	130,000	33,000	0%	100%
7	BASKETBALL: AUSTRALIA VS NIGERIA	SEVEN	157,000	N/A	N/A	N/A	157,000	129,000	34,000	0%	100%
8	TOKYO 2020 OLYMPIC GAMES: DAY 3 - AFTERNOON	SEVEN	1,716,000	1,562,000	1,089,000	445,000	154,000	125,000	36,000	91%	9%
9	TOKYO 2020 OLYMPIC GAMES: DAY 5 - AFTERNOON	SEVEN	1,651,000	1,497,000	1,049,000	424,000	154,000	121,000	40,000	91%	9%
10	AUSTRALIAN SURVIVOR SUN	TEN	977,000	830,000	633,000	178,000	147,000	121,000	33,000	85%	15%
11	SWIMMING: WOMEN'S 400M FREESTYLE	SEVEN	142,000	N/A	N/A	N/A	142,000	116,000	32,000	0%	100%
12	THE BACHELOR AUSTRALIA THURS	TEN	673,000	533,000	411,000	110,000	140,000	117,000	30,000	79%	21%
13	PEPPA PIG	ABC	137,000	N/A	N/A	N/A	137,000	113,000	30,000	0%	100%
14	SWIMMING: MEN'S 4X100M FREESTYLE RELAY	SEVEN	130,000	N/A	N/A	N/A	130,000	107,000	29,000	0%	100%
15	TOKYO 2020 OLYMPIC GAMES: DAY 8 - EVENING	SEVEN	2,146,000	2,019,000	1,363,000	612,000	127,000	102,000	32,000	94%	6%
16	TOKYO 2020 OLYMPIC GAMES: DAY 7 - AFTERNOON	SEVEN	1,358,000	1,231,000	872,000	340,000	127,000	100,000	32,000	91%	9%
17	BEAUTY AND THE GEEK -TUE	NINE	939,000	814,000	605,000	192,000	126,000	98,000	34,000	87%	13%
18	AUSTRALIAN SURVIVOR TUES	TEN	1,059,000	935,000	720,000	189,000	124,000	102,000	29,000	88%	12%
19	TOKYO 2020 OLYMPIC GAMES: DAY 4 - NIGHT	SEVEN	1,988,000	1,866,000	1,198,000	644,000	121,000	95,000	32,000	94%	6%
20	TOKYO 2020 OLYMPIC GAMES: DAY 5 - NIGHT	SEVEN	2,121,000	2,001,000	1,366,000	605,000	120,000	94,000	31,000	94%	6%

Top 5 BVOD by Network

Week: 31 (25/07/2021 - 31/07/2021) **Demographic:** Total People **Statistics:** BVOD Audience ('000s)



ABC Top 5 BVOD by Network

TOTAL

LINEAR TV

BVOD

CONTRIBUTION %

Rank	Description	Network / Affiliate	Linear TV + BVOD National	National	Metro	Regional	National	Metro	Regional	Linear TV Only National	BVOD Only National
1	PEPPA PIG	ABC	137,000	N/A	N/A	N/A	137,000	113,000	30,000	0%	100%
2	MIDSOMER MURDERS	ABC	66,000	N/A	N/A	N/A	66,000	53,000	17,000	0%	100%
3	INNOCENT-EM	ABC	81,000	36,000	28,000	8,000	45,000	37,000	11,000	45%	55%
4	FOUR CORNERS	ABC	44,000	N/A	N/A	N/A	44,000	37,000	9,000	0%	100%
5	HEY DUGGEE	ABC	44,000	N/A	N/A	N/A	44,000	36,000	10,000	0%	100%

Seven Network Top 5 BVOD by Network

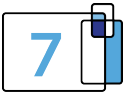
1	SWIMMING: WOMEN'S 100M BREASTSTROKE	SEVEN	183,000	N/A	N/A	N/A	183,000	150,000	42,000	0%	100%
2	SWIMMING: MEN'S 200M FREESTYLE	SEVEN	180,000	N/A	N/A	N/A	180,000	148,000	41,000	0%	100%
3	TOKYO 2020 OLYMPIC GAMES: DAY 6 - AFTERNOON	SEVEN	1,584,000	1,414,000	1,014,000	382,000	169,000	134,000	43,000	89%	11%
4	TOKYO 2020 OLYMPIC GAMES: DAY 8 - NIGHT	SEVEN	2,640,000	2,474,000	1,702,000	728,000	166,000	133,000	42,000	94%	6%
5	ARTISTIC GYMNASTICS	SEVEN	157,000	N/A	N/A	N/A	157,000	130,000	33,000	0%	100%

Nine Network Top 5 BVOD by Network

1	LOVE ISLAND UK SEASON 7	NINE	162,000	N/A	N/A	N/A	162,000	133,000	35,000	0%	100%
2	BEAUTY AND THE GEEK -TUE	NINE	939,000	814,000	605,000	192,000	126,000	98,000	34,000	87%	13%
3	BEAUTY AND THE GEEK -SUN	NINE	1,130,000	1,014,000	743,000	252,000	116,000	92,000	30,000	90%	10%
4	BEAUTY AND THE GEEK -MON	NINE	960,000	862,000	623,000	221,000	98,000	77,000	25,000	90%	10%
5	60 MINUTES	NINE	882,000	817,000	560,000	245,000	65,000	48,000	20,000	93%	7%

Top 5 BVOD by Network

Week: 31 (25/07/2021 - 31/07/2021) **Demographic:** Total People **Statistics:** BVOD Audience ('000s)



Network 10 Top 5 BVOD by Network

TOTAL

LINEAR TV

BVOD

CONTRIBUTION %

Rank	Description	Network / Affiliate	Linear TV + BVOD National	National	Metro	Regional	National	Metro	Regional	Linear TV Only National	BVOD Only National
1	AUSTRALIAN SURVIVOR SUN	TEN	977,000	830,000	633,000	178,000	147,000	121,000	33,000	85%	15%
2	THE BACHELOR AUSTRALIA THURS	TEN	673,000	533,000	411,000	110,000	140,000	117,000	30,000	79%	21%
3	AUSTRALIAN SURVIVOR TUES	TEN	1,059,000	935,000	720,000	189,000	124,000	102,000	29,000	88%	12%
4	AUSTRALIAN SURVIVOR MON	TEN	1,009,000	908,000	694,000	192,000	101,000	84,000	22,000	90%	10%
5	THE BACHELOR AUSTRALIA WED	TEN	582,000	490,000	386,000	91,000	92,000	77,000	19,000	84%	16%

SBS Top 5 BVOD by Network

1	THE GOOD FIGHT	SBS	222,000	180,000	145,000	35,000	42,000	35,000	9,000	81%	19%
2	WHO DO YOU THINK YOU ARE?	SBS	484,000	455,000	307,000	148,000	29,000	24,000	6,000	94%	6%
3	INSIGHT RPT	SBS	43,000	31,000	21,000	10,000	12,000	10,000	3,000	71%	29%
4	DARKNESS: THOSE WHO KILL SEASON 2	SBS	12,000	N/A	N/A	N/A	12,000	10,000	3,000	0%	100%
5	GRACE KELLY: THE MISSING MILLIONS	SBS	361,000	352,000	245,000	107,000	8,000	7,000	2,000	98%	2%

Notes

'BVOD Metro' and 'BVOD Regional' audience '000s represent VPM viewing allocated to the respective TAM service markets. The sum of these will differ slightly from 'BVOD National' '000s reported within VOZ, to account for BVOD viewing in overlap markets and outside of Regional and Metro TAM coverage areas.

VOZ 'Linear TV Metro' and 'Linear TV Regional' audience '000s reflect the audience to local content only (no spill viewing*). 'Linear TV National' includes spill viewing that was otherwise excluded from the 'Linear TV Metro' and 'Linear TV Regional' figures. This accounts for the difference between 'Linear TV National' and the sum of 'Linear TV Metro' and 'Linear TV Regional' in these reports.

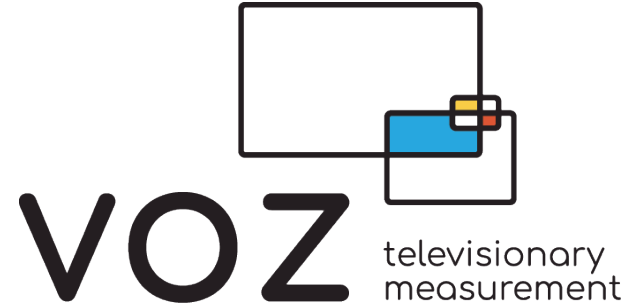
'Linear TV Regional' in VOZ also includes the new market, 'Rest of Australia' which means that 'Linear TV Regional' in VOZ will be different to 'Linear TV Regional' in TV currency.

*spill viewing is defined as either viewing to regional linear broadcast content if it originated from a non-regional market or viewing to metro linear broadcast content if it originated from a non-metro market.

VOZ is the foundation of Australia's Total TV reporting standard, bringing together broadcaster content viewed on TV sets (Linear TV) and connected devices (BVOD) to provide all-screen, cross-platform planning & reporting.



For more information on this report you can read the VOZ Guidelines and Frequently Asked Questions on our website virtualoz.com.au



P: +61 2 9929 7210

E: info@oztam.com.au

W: virtualoz.com.au

Level 2, Suite 1,
124 Walker Street,
North Sydney NSW
2060 Australia

ABN: 87 089 146 396