

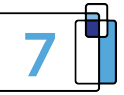


BVOD Top 20 Programs Consolidated 7 Audience

Ranked: Ranked on BVOD Audience
Channels: All Free-to-Air Broadcast Networks + Affiliates
Market: National
Demographic: All
Statistics: BVOD Audience ('000s)
Week: 52
Date Period: 19/12/2021 - 25/12/2021

Top 20 BVOD

Week: 52 (19/12/2021 - 25/12/2021) **Demographic:** Total People **Statistics:** BVOD Audience ('000s)



Consolidated 7 Programs

TOTAL

LINEAR TV

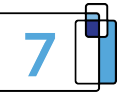
BVOD 

CONTRIBUTION %



Rank	Description	Network / Affiliate	Linear TV + BVOD National	National	Metro	Regional	National	Metro	Regional	Linear TV Only National	BVOD Only National
1	SHAUN THE SHEEP: THE FLIGHT BEFORE CHRISTMAS-EV	ABC	429,000	364,000	238,000	126,000	65,000	54,000	15,000	85%	15%
2	HARD QUIZ BATTLE OF THE HAS BEENS-EV	ABC	979,000	920,000	614,000	306,000	59,000	49,000	13,000	94%	6%
3	THE YEARLY WITH CHARLIE PICKERING 2021-EV	ABC	802,000	744,000	523,000	221,000	58,000	48,000	13,000	93%	7%
4	WOOLWORTHS CAROLS IN THE DOMAIN 2021	SEVEN	1,101,000	1,053,000	640,000	392,000	48,000	37,000	14,000	96%	4%
5	UPSTART CROW: CHRISTMAS LOCKDOWN 1603-EV	ABC	271,000	224,000	132,000	92,000	48,000	39,000	11,000	82%	18%
6	FRAMED SEASON 1	SBS	38,000	N/A	N/A	N/A	38,000	32,000	8,000	0%	100%
7	CAROLS BY CANDLELIGHT	NINE	1,415,000	1,380,000	972,000	391,000	35,000	27,000	9,000	98%	2%
8	MICHAEL BUBLE'S CHRISTMAS IN THE CITY	NINE	651,000	615,000	413,000	180,000	35,000	28,000	9,000	95%	5%
9	THE BOLD AND THE BEAUTIFUL FAST-TRACKED	TEN	35,000	N/A	N/A	N/A	35,000	28,000	8,000	0%	100%
10	THE ROYAL VARIETY PERFORMANCE 2021-EV	ABC	706,000	672,000	456,000	216,000	34,000	28,000	8,000	95%	5%
11	PINEY: THE LONESOME PINE-AM	ABC	114,000	80,000	62,000	19,000	33,000	27,000	8,000	71%	29%
12	THE DOG HOUSE AUSTRALIA	TEN	724,000	696,000	486,000	201,000	28,000	22,000	7,000	96%	4%
13	RED ELECTION SEASON 1	SBS	24,000	N/A	N/A	N/A	24,000	20,000	5,000	0%	100%
14	NINE NEWS SUNDAY	NINE	1,049,000	1,025,000	715,000	286,000	24,000	19,000	6,000	98%	2%
15	NINE NEWS 6:30	NINE	1,042,000	1,020,000	700,000	302,000	22,000	18,000	6,000	98%	2%
16	NINE NEWS	NINE	1,073,000	1,051,000	724,000	310,000	22,000	18,000	5,000	98%	2%
17	ABC NEWS SUNDAY-EV	ABC	870,000	849,000	540,000	309,000	22,000	18,000	5,000	98%	2%
18	THE LARKINS-PM	ABC	86,000	65,000	34,000	31,000	20,000	17,000	5,000	76%	24%
19	THE ROYAL EDINBURGH MILITARY TATTOO: CELEBRATIN...	ABC	590,000	570,000	346,000	224,000	20,000	16,000	5,000	97%	3%
20	A CURRENT AFFAIR	NINE	871,000	851,000	548,000	284,000	20,000	15,000	6,000	98%	2%

Top 5 BVOD by Network

Week: 52 (19/12/2021 - 25/12/2021) **Demographic:** Total People **Statistics:** BVOD Audience ('000s)



ABC Top 5 BVOD by Network



Rank	Description	Network / Affiliate	Linear TV + BVOD National	National	Metro	Regional	National	Metro	Regional	Linear TV Only National	BVOD Only National
1	SHAUN THE SHEEP: THE FLIGHT BEFORE CHRISTMAS-EV	ABC	429,000	364,000	238,000	126,000	65,000	54,000	15,000	85%	15%
2	HARD QUIZ BATTLE OF THE HAS BEENS-EV	ABC	979,000	920,000	614,000	306,000	59,000	49,000	13,000	94%	6%
3	THE YEARLY WITH CHARLIE PICKERING 2021-EV	ABC	802,000	744,000	523,000	221,000	58,000	48,000	13,000	93%	7%
4	UPSTART CROW: CHRISTMAS LOCKDOWN 1603-EV	ABC	271,000	224,000	132,000	92,000	48,000	39,000	11,000	82%	18%
5	THE ROYAL VARIETY PERFORMANCE 2021-EV	ABC	706,000	672,000	456,000	216,000	34,000	28,000	8,000	95%	5%

Seven Network Top 5 BVOD by Network

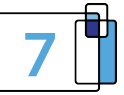
1	WOOLWORTHS CAROLS IN THE DOMAIN 2021	SEVEN	1,101,000	1,053,000	640,000	392,000	48,000	37,000	14,000	96%	4%
2	SEVEN NEWS	SEVEN	1,313,000	1,295,000	815,000	467,000	17,000	14,000	4,000	99%	1%
3	SEVEN NEWS AT 6.30	SEVEN	1,274,000	1,257,000	790,000	455,000	17,000	13,000	4,000	99%	1%
4	BETTER HOMES AND GARDENS SUMMER	SEVEN	818,000	804,000	472,000	329,000	14,000	11,000	4,000	98%	2%
5	SEVEN NEWS - SUN	SEVEN	1,409,000	1,396,000	877,000	500,000	13,000	11,000	3,000	99%	1%

Nine Network Top 5 BVOD by Network

1	CAROLS BY CANDLELIGHT	NINE	1,415,000	1,380,000	972,000	391,000	35,000	27,000	9,000	98%	2%
2	MICHAEL BUBLE'S CHRISTMAS IN THE CITY	NINE	651,000	615,000	413,000	180,000	35,000	28,000	9,000	95%	5%
3	NINE NEWS SUNDAY	NINE	1,049,000	1,025,000	715,000	286,000	24,000	19,000	6,000	98%	2%
4	NINE NEWS 6:30	NINE	1,042,000	1,020,000	700,000	302,000	22,000	18,000	6,000	98%	2%
5	NINE NEWS	NINE	1,073,000	1,051,000	724,000	310,000	22,000	18,000	5,000	98%	2%

Top 5 BVOD by Network

Week: 52 (19/12/2021 - 25/12/2021) **Demographic:** Total People **Statistics:** BVOD Audience ('000s)



Network 10 Top 5 BVOD by Network

TOTAL

LINEAR TV

BVOD 

CONTRIBUTION %

Rank	Description	Network / Affiliate	Linear TV + BVOD National	National	Metro	Regional	National	Metro	Regional	Linear TV Only National	BVOD Only National
1	THE BOLD AND THE BEAUTIFUL FAST-TRACKED	TEN	35,000	N/A	N/A	N/A	35,000	28,000	8,000	0%	100%
2	THE DOG HOUSE AUSTRALIA	TEN	724,000	696,000	486,000	201,000	28,000	22,000	7,000	96%	4%
3	INSIDE BOLD	TEN	183,000	170,000	122,000	45,000	13,000	11,000	3,000	93%	7%
4	NCIS	TEN	692,000	680,000	443,000	223,000	13,000	9,000	4,000	98%	2%
5	FBI	TEN	304,000	295,000	204,000	87,000	10,000	8,000	3,000	97%	3%

SBS Top 5 BVOD by Network

1	FRAMED SEASON 1	SBS	38,000	N/A	N/A	N/A	38,000	32,000	8,000	0%	100%
2	RED ELECTION SEASON 1	SBS	24,000	N/A	N/A	N/A	24,000	20,000	5,000	0%	100%
3	LUCILLE BALL: WE LOVE LUCY	SBS	286,000	268,000	185,000	84,000	18,000	15,000	3,000	94%	6%
4	CATCH AND RELEASE SEASON 1	SBS	14,000	N/A	N/A	N/A	14,000	11,000	3,000	0%	100%
5	MUHAMMAD ALI	SBS	179,000	171,000	119,000	53,000	8,000	7,000	2,000	96%	4%

Notes

'BVOD Metro' and 'BVOD Regional' audience '000s represent VPM viewing allocated to the respective TAM service markets. The sum of these will differ slightly from 'BVOD National' '000s reported within VOZ, to account for BVOD viewing in overlap markets and outside of Regional and Metro TAM coverage areas.

VOZ 'Linear TV Metro' and 'Linear TV Regional' audience '000s reflect the audience to local content only (no spill viewing*). 'Linear TV National' includes spill viewing that was otherwise excluded from the 'Linear TV Metro' and 'Linear TV Regional' figures. This accounts for the difference between 'Linear TV National' and the sum of 'Linear TV Metro' and 'Linear TV Regional' in these reports.

'Linear TV Regional' in VOZ also includes the new market, 'Rest of Australia' which means that 'Linear TV Regional' in VOZ will be different to 'Linear TV Regional' in TV currency.

*spill viewing is defined as either viewing to regional linear broadcast content if it originated from a non-regional market or viewing to metro linear broadcast content if it originated from a non-metro market.

VOZ is the foundation of Australia's Total TV reporting standard, bringing together broadcaster content viewed on TV sets (Linear TV) and connected devices (BVOD) to provide all-screen, cross-platform planning & reporting.



For more information on this report you can read the VOZ Guidelines and Frequently Asked Questions on our website virtualoz.com.au



P: +61 2 9929 7210
E: info@oztam.com.au
W: virtualoz.com.au

Level 2, Suite 1,
124 Walker Street,
North Sydney NSW
2060 Australia

ABN: 87 089 146 396