

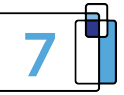


BVOD Top 20 Programs Consolidated 7 Audience

Ranked: Ranked on BVOD Audience
Channels: All Free-to-Air Broadcast Networks + Affiliates
Market: National
Demographic: All
Statistics: BVOD Audience ('000s)
Week: 46
Date Period: 07/11/2021 - 13/11/2021

Top 20 BVOD

Week: 46 (07/11/2021 - 13/11/2021) **Demographic:** Total People **Statistics:** BVOD Audience ('000s)



Consolidated 7 Programs

TOTAL

LINEAR TV

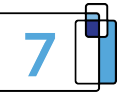
BVOD 

CONTRIBUTION %

Rank	Description	Network / Affiliate	Linear TV + BVOD National	National	Metro	Regional	National	Metro	Regional	Linear TV Only National	BVOD Only National
1	LOVE ISLAND AUSTRALIA -THU	NINE	545,000	277,000	206,000	66,000	268,000	204,000	76,000	51%	49%
2	LOVE ISLAND AUSTRALIA -TUE	NINE	600,000	335,000	249,000	78,000	265,000	202,000	75,000	56%	44%
3	LOVE ISLAND AUSTRALIA -WED	NINE	535,000	273,000	200,000	65,000	262,000	199,000	74,000	51%	49%
4	LOVE ISLAND AUSTRALIA -MON	NINE	632,000	388,000	284,000	93,000	244,000	186,000	69,000	61%	39%
5	THE BLOCK -WINNER ANNOUNCED	NINE	3,000,000	2,783,000	1,906,000	827,000	218,000	162,000	65,000	93%	7%
6	HOME AND AWAY	SEVEN	1,117,000	975,000	556,000	408,000	142,000	107,000	42,000	87%	13%
7	PARENTAL GUIDANCE -TUE	NINE	999,000	884,000	610,000	260,000	115,000	86,000	34,000	89%	11%
8	BIG BROTHER VIP - MON	SEVEN	722,000	610,000	409,000	194,000	112,000	87,000	31,000	84%	16%
9	THE BLOCK -GRAND FINAL	NINE	2,435,000	2,325,000	1,610,000	675,000	110,000	81,000	34,000	95%	5%
10	BIG BROTHER VIP - TUE	SEVEN	644,000	546,000	374,000	164,000	97,000	76,000	27,000	85%	15%
11	BIG BROTHER VIP - WED	SEVEN	627,000	535,000	355,000	172,000	92,000	71,000	25,000	85%	15%
12	PARENTAL GUIDANCE -MON	NINE	1,062,000	988,000	699,000	272,000	75,000	56,000	22,000	93%	7%
13	THE BACHELORETTE AUSTRALIA WED	TEN	468,000	394,000	275,000	101,000	74,000	60,000	17,000	84%	16%
14	TOTAL CONTROL	ABC	72,000	N/A	N/A	N/A	72,000	58,000	18,000	0%	100%
15	HAVE YOU BEEN PAYING ATTENTION?	TEN	1,084,000	1,012,000	688,000	288,000	71,000	58,000	17,000	93%	7%
16	PARENTAL GUIDANCE -WED	NINE	924,000	863,000	590,000	252,000	62,000	47,000	18,000	93%	7%
17	CELEBRITY MASTERCHEF AUSTRALIA - MON	TEN	849,000	788,000	547,000	222,000	61,000	49,000	15,000	93%	7%
18	60 MINUTES -LATE	NINE	1,169,000	1,111,000	727,000	370,000	58,000	42,000	19,000	95%	5%
19	PREPPERS-EV	ABC	548,000	491,000	332,000	159,000	57,000	46,000	14,000	90%	10%
20	9-1-1	SEVEN	594,000	539,000	327,000	206,000	55,000	42,000	17,000	91%	9%

Top 5 BVOD by Network

Week: 46 (07/11/2021 - 13/11/2021) **Demographic:** Total People **Statistics:** BVOD Audience ('000s)



ABC Top 5 BVOD by Network

TOTAL

LINEAR TV

BVOD ⬇️

CONTRIBUTION %

Rank	Description	Network / Affiliate	Linear TV + BVOD National	National	Metro	Regional	National	Metro	Regional	Linear TV Only National	BVOD Only National
1	TOTAL CONTROL	ABC	72,000	N/A	N/A	N/A	72,000	58,000	18,000	0%	100%
2	PREPPERS-EV	ABC	548,000	491,000	332,000	159,000	57,000	46,000	14,000	90%	10%
3	RIDLEY ROAD	ABC	54,000	N/A	N/A	N/A	54,000	45,000	12,000	0%	100%
4	RIDLEY ROAD-EV	ABC	647,000	596,000	391,000	204,000	51,000	42,000	11,000	92%	8%
5	HARD QUIZ	ABC	185,000	146,000	103,000	43,000	40,000	32,000	9,000	79%	21%

Seven Network Top 5 BVOD by Network

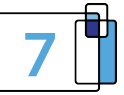
1	HOME AND AWAY	SEVEN	1,117,000	975,000	556,000	408,000	142,000	107,000	42,000	87%	13%
2	BIG BROTHER VIP - MON	SEVEN	722,000	610,000	409,000	194,000	112,000	87,000	31,000	84%	16%
3	BIG BROTHER VIP - TUE	SEVEN	644,000	546,000	374,000	164,000	97,000	76,000	27,000	85%	15%
4	BIG BROTHER VIP - WED	SEVEN	627,000	535,000	355,000	172,000	92,000	71,000	25,000	85%	15%
5	9-1-1	SEVEN	594,000	539,000	327,000	206,000	55,000	42,000	17,000	91%	9%

Nine Network Top 5 BVOD by Network

1	LOVE ISLAND AUSTRALIA -THU	NINE	545,000	277,000	206,000	66,000	268,000	204,000	76,000	51%	49%
2	LOVE ISLAND AUSTRALIA -TUE	NINE	600,000	335,000	249,000	78,000	265,000	202,000	75,000	56%	44%
3	LOVE ISLAND AUSTRALIA -WED	NINE	535,000	273,000	200,000	65,000	262,000	199,000	74,000	51%	49%
4	LOVE ISLAND AUSTRALIA -MON	NINE	632,000	388,000	284,000	93,000	244,000	186,000	69,000	61%	39%
5	THE BLOCK -WINNER ANNOUNCED	NINE	3,000,000	2,783,000	1,906,000	827,000	218,000	162,000	65,000	93%	7%

Top 5 BVOD by Network

Week: 46 (07/11/2021 - 13/11/2021) **Demographic:** Total People **Statistics:** BVOD Audience ('000s)



Network 10 Top 5 BVOD by Network

TOTAL

LINEAR TV

BVOD 

CONTRIBUTION %

Rank	Description	Network / Affiliate	Linear TV + BVOD National	National	Metro	Regional	National	Metro	Regional	Linear TV Only National	BVOD Only National
1	THE BACHELORETTE AUSTRALIA WED	TEN	468,000	394,000	275,000	101,000	74,000	60,000	17,000	84%	16%
2	HAVE YOU BEEN PAYING ATTENTION?	TEN	1,084,000	1,012,000	688,000	288,000	71,000	58,000	17,000	93%	7%
3	CELEBRITY MASTERCHEF AUSTRALIA - MON	TEN	849,000	788,000	547,000	222,000	61,000	49,000	15,000	93%	7%
4	THE BOLD AND THE BEAUTIFUL FAST-TRACKED	TEN	50,000	N/A	N/A	N/A	50,000	40,000	12,000	0%	100%
5	CELEBRITY MASTERCHEF AUSTRALIA - SUN	TEN	691,000	650,000	445,000	195,000	41,000	33,000	10,000	94%	6%

SBS Top 5 BVOD by Network

1	RED ELECTION SEASON 1	SBS	33,000	N/A	N/A	N/A	33,000	28,000	7,000	0%	100%
2	BEFORE WE DIE (UK) SEASON 1	SBS	186,000	154,000	106,000	47,000	32,000	27,000	7,000	83%	17%
3	DARK SIDE OF THE 90S P	SBS	136,000	116,000	77,000	39,000	19,000	16,000	4,000	86%	14%
4	INSIDE CENTRAL STATION	SBS	239,000	231,000	152,000	79,000	7,000	6,000	2,000	97%	3%
5	COASTAL DEVON & CORNWALL WITH MICHAEL PORTILLO	SBS	364,000	358,000	253,000	106,000	5,000	4,000	1,000	99%	1%

Notes

'BVOD Metro' and 'BVOD Regional' audience '000s represent VPM viewing allocated to the respective TAM service markets. The sum of these will differ slightly from 'BVOD National' '000s reported within VOZ, to account for BVOD viewing in overlap markets and outside of Regional and Metro TAM coverage areas.

VOZ 'Linear TV Metro' and 'Linear TV Regional' audience '000s reflect the audience to local content only (no spill viewing*). 'Linear TV National' includes spill viewing that was otherwise excluded from the 'Linear TV Metro' and 'Linear TV Regional' figures. This accounts for the difference between 'Linear TV National' and the sum of 'Linear TV Metro' and 'Linear TV Regional' in these reports.

'Linear TV Regional' in VOZ also includes the new market, 'Rest of Australia' which means that 'Linear TV Regional' in VOZ will be different to 'Linear TV Regional' in TV currency.

*spill viewing is defined as either viewing to regional linear broadcast content if it originated from a non-regional market or viewing to metro linear broadcast content if it originated from a non-metro market.

VOZ is the foundation of Australia's Total TV reporting standard, bringing together broadcaster content viewed on TV sets (Linear TV) and connected devices (BVOD) to provide all-screen, cross-platform planning & reporting.



For more information on this report you can read the VOZ Guidelines and Frequently Asked Questions on our website virtualoz.com.au



P: +61 2 9929 7210
E: info@oztam.com.au
W: virtualoz.com.au

Level 2, Suite 1,
124 Walker Street,
North Sydney NSW
2060 Australia

ABN: 87 089 146 396