

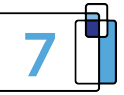


Total TV Top 20 Programs Consolidated 7 Audience

Ranked: Ranked on Total Audience
Channels: All Free-to-Air Broadcast Networks + Affiliates
Market: National
Demographic: All
Statistics: Audience
Week: 39
Date Period: 19/09/2021 - 25/09/2021

Top 20 Total TV

Week: 39 (19/09/2021 - 25/09/2021) **Demographic:** Total People **Statistics:** Audience



Consolidated 7 Programs

TOTAL ⌵

LINEAR TV

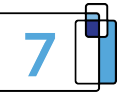
BVOD

CONTRIBUTION %

Rank	Description	Network / Affiliate	Linear TV + BVOD National	National	Metro	Regional	National	Metro	Regional	Linear TV Only National	BVOD Only National
1	SEVEN'S AFL: GRAND FINAL: MELBOURNE V WESTERN B...	SEVEN	4,139,000	4,139,000	3,041,000	1,043,000	N/A	N/A	N/A	100%	0%
2	SEVEN'S AFL: GRAND FINAL: PRESENTATIONS	SEVEN	3,650,000	3,650,000	2,710,000	895,000	N/A	N/A	N/A	100%	0%
3	SEVEN'S AFL: GRAND FINAL: ON THE GROUND	SEVEN	3,128,000	3,128,000	2,277,000	806,000	N/A	N/A	N/A	100%	0%
4	SEVEN'S AFL: GRAND FINAL: PRE MATCH ENTERTAINMENT	SEVEN	2,108,000	2,108,000	1,475,000	593,000	N/A	N/A	N/A	100%	0%
5	SEVEN NEWS	SEVEN	1,797,000	1,762,000	1,092,000	647,000	34,000	28,000	8,000	98%	2%
6	SEVEN NEWS - SUN	SEVEN	1,758,000	1,727,000	1,110,000	598,000	32,000	26,000	7,000	98%	2%
7	SEVEN NEWS AT 6.30	SEVEN	1,725,000	1,690,000	1,045,000	628,000	35,000	28,000	9,000	98%	2%
8	NINE NEWS SATURDAY	NINE	1,723,000	1,669,000	1,110,000	533,000	53,000	42,000	15,000	97%	3%
9	THE BLOCK -SUN	NINE	1,713,000	1,506,000	1,021,000	441,000	207,000	155,000	62,000	88%	12%
10	SEVEN NEWS - SAT	SEVEN	1,658,000	1,633,000	1,109,000	494,000	25,000	21,000	5,000	98%	2%
11	SEVEN'S AFL: GRAND FINAL: POST MATCH	SEVEN	1,571,000	1,567,000	1,199,000	354,000	4,000	3,000	1,000	100%	0%
12	THE BLOCK -WED	NINE	1,552,000	1,354,000	941,000	389,000	198,000	147,000	60,000	87%	13%
13	THE BLOCK -TUE	NINE	1,498,000	1,307,000	908,000	374,000	191,000	142,000	58,000	87%	13%
14	NINE NEWS SUNDAY	NINE	1,479,000	1,440,000	1,029,000	387,000	39,000	31,000	10,000	97%	3%
15	THE BLOCK -MON	NINE	1,471,000	1,280,000	864,000	388,000	191,000	142,000	58,000	87%	13%
16	NINE NEWS	NINE	1,464,000	1,427,000	1,009,000	397,000	37,000	31,000	9,000	97%	3%
17	NINE NEWS 6:30	NINE	1,401,000	1,363,000	955,000	389,000	38,000	31,000	9,000	97%	3%
18	RUGBY LEAGUE FINAL SERIES PF2	NINE	1,360,000	1,269,000	813,000	436,000	91,000	68,000	28,000	93%	7%
19	SAS AUSTRALIA - MON	SEVEN	1,293,000	1,101,000	700,000	370,000	192,000	152,000	50,000	85%	15%
20	RUGBY LEAGUE FINAL SERIES PF1	NINE	1,276,000	1,180,000	733,000	421,000	97,000	72,000	30,000	92%	8%

Top 5 Total TV by Network

Week: 39 (19/09/2021 - 25/09/2021) Demographic: Total People Statistics: Audience



ABC Top 5 Total TV Programs

TOTAL 

LINEAR TV

BVOD

CONTRIBUTION %

Rank	Description	Network / Affiliate	Linear TV + BVOD National	National	Metro	Regional	National	Metro	Regional	Linear TV Only National	BVOD Only National
1	ABC NEWS SUNDAY-EV	ABC	1,210,000	1,181,000	753,000	428,000	29,000	24,000	6,000	98%	2%
2	ABC NEWS-EV	ABC	1,199,000	1,171,000	753,000	417,000	29,000	24,000	6,000	98%	2%
3	HARD QUIZ S6-EV	ABC	1,122,000	1,105,000	688,000	417,000	17,000	14,000	4,000	98%	2%
4	THE NEWSREADER-EV	ABC	1,074,000	930,000	629,000	301,000	144,000	120,000	30,000	87%	13%
5	7.30-EV	ABC	991,000	968,000	620,000	348,000	23,000	19,000	5,000	98%	2%

Seven Network Top 5 Total TV Programs

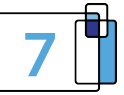
1	SEVEN'S AFL: GRAND FINAL: MELBOURNE V WESTERN B...	SEVEN	4,139,000	4,139,000	3,041,000	1,043,000	N/A	N/A	N/A	100%	0%
2	SEVEN'S AFL: GRAND FINAL: PRESENTATIONS	SEVEN	3,650,000	3,650,000	2,710,000	895,000	N/A	N/A	N/A	100%	0%
3	SEVEN'S AFL: GRAND FINAL: ON THE GROUND	SEVEN	3,128,000	3,128,000	2,277,000	806,000	N/A	N/A	N/A	100%	0%
4	SEVEN'S AFL: GRAND FINAL: PRE MATCH ENTERTAINMENT	SEVEN	2,108,000	2,108,000	1,475,000	593,000	N/A	N/A	N/A	100%	0%
5	SEVEN NEWS	SEVEN	1,797,000	1,762,000	1,092,000	647,000	34,000	28,000	8,000	98%	2%

Nine Network Top 5 Total TV Programs

1	NINE NEWS SATURDAY	NINE	1,723,000	1,669,000	1,110,000	533,000	53,000	42,000	15,000	97%	3%
2	THE BLOCK -SUN	NINE	1,713,000	1,506,000	1,021,000	441,000	207,000	155,000	62,000	88%	12%
3	THE BLOCK -WED	NINE	1,552,000	1,354,000	941,000	389,000	198,000	147,000	60,000	87%	13%
4	THE BLOCK -TUE	NINE	1,498,000	1,307,000	908,000	374,000	191,000	142,000	58,000	87%	13%
5	NINE NEWS SUNDAY	NINE	1,479,000	1,440,000	1,029,000	387,000	39,000	31,000	10,000	97%	3%

Top 5 Total TV by Network

Week: 39 (19/09/2021 - 25/09/2021) Demographic: Total People Statistics: Audience



Network 10 Top 5 Total TV Programs

TOTAL 

LINEAR TV

BVOD

CONTRIBUTION %

Rank	Description	Network / Affiliate	Linear TV + BVOD National	National	Metro	Regional	National	Metro	Regional	Linear TV Only National	BVOD Only National
1	HAVE YOU BEEN PAYING ATTENTION?	TEN	1,245,000	1,170,000	833,000	319,000	75,000	61,000	17,000	94%	6%
2	THE MASKED SINGER AUSTRALIA MON - REVEAL	TEN	1,121,000	1,121,000	768,000	335,000	N/A	N/A	N/A	100%	0%
3	THE MASKED SINGER AUSTRALIA TUES - REVEAL	TEN	1,051,000	1,051,000	734,000	289,000	N/A	N/A	N/A	100%	0%
4	GOGGLEBOX	TEN	988,000	967,000	655,000	273,000	21,000	17,000	5,000	98%	2%
5	THE MASKED SINGER AUSTRALIA TUES	TEN	969,000	918,000	642,000	250,000	51,000	41,000	13,000	95%	5%

SBS Top 5 Total TV Programs

1	TONY ROBINSON'S WORLD BY RAIL RPT	SBS	362,000	361,000	230,000	131,000	2,000	1,000	N/A	100%	0%
2	INSIDE CENTRAL STATION	SBS	349,000	332,000	228,000	104,000	17,000	14,000	4,000	95%	5%
3	WHO DO YOU THINK YOU ARE? RPT	SBS	348,000	347,000	202,000	145,000	1,000	1,000	N/A	100%	0%
4	LOST FOR WORDS	SBS	339,000	316,000	215,000	101,000	23,000	19,000	5,000	93%	7%
5	SECRET SCOTLAND	SBS	294,000	289,000	178,000	111,000	5,000	4,000	1,000	98%	2%

Notes

VOZ 'Linear TV Metro' and 'Linear TV Regional' audience '000s reflect the audience to local content only (no spill viewing*). 'Linear TV National' includes spill viewing that was otherwise excluded from the 'Linear TV Metro' and 'Linear TV Regional' figures. This accounts for the difference between 'Linear TV National' and the sum of 'Linear TV Metro' and 'Linear TV Regional' in these reports.

'Linear TV Regional' in VOZ also includes the new market, 'Rest of Australia' which means that 'Linear TV Regional' in VOZ will be different to 'Linear TV Regional' in TV currency.

'BVOD Metro' and 'BVOD Regional' audience '000s represent VPM viewing allocated to the respective TAM service markets. The sum of these will differ slightly from 'BVOD National' '000s reported within VOZ, to account for BVOD viewing in overlap markets and outside of regional and metro TAM coverage areas.

*spill viewing is defined as either viewing to regional linear broadcast content if it originated from a non-regional market or viewing to metro linear broadcast content if it originated from a non-metro market.

VOZ is the foundation of Australia's Total TV reporting standard, bringing together broadcaster content viewed on TV sets (Linear TV) and connected devices (BVOD) to provide all-screen, cross-platform planning & reporting.



For more information on this report you can read the VOZ Guidelines and Frequently Asked Questions on our website virtualoz.com.au



P: +61 2 9929 7210
E: info@oztam.com.au
W: virtualoz.com.au

Level 2, Suite 1,
124 Walker Street,
North Sydney NSW
2060 Australia

ABN: 87 089 146 396