

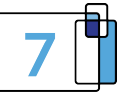


## Total TV Top 20 Programs Consolidated 7 Audience



<b>Ranked:</b>	Ranked on Total Audience
<b>Channels:</b>	All Free-to-Air Broadcast Networks + Affiliates
<b>Market:</b>	National
<b>Demographic:</b>	All
<b>Statistics:</b>	Audience
<b>Week:</b>	48
<b>Date Period:</b>	20/11/2022 - 26/11/2022

# Top 20 Total TV

**Week:** 48 (20/11/2022 - 26/11/2022) **Demographic:** Total People **Statistics:** Audience



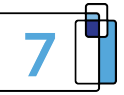
Consolidated 7 Programs





Rank	Description	Network / Affiliate	Linear TV + BVOD National	National	Metro	Regional	National	Metro	Regional	Linear TV Only National	BVOD Only National
1	2022 FIFA WORLD CUP: TUN V AUS LIVE	SBS	1,737,000	1,360,000	1,037,000	323,000	378,000	322,000	72,000	78%	22%
2	KATH & KIM: OUR EFFLUENT LIFE	SEVEN	1,467,000	1,340,000	855,000	461,000	127,000	97,000	36,000	91%	9%
3	SEVEN NEWS - SUN	SEVEN	1,394,000	1,365,000	875,000	470,000	29,000	23,000	8,000	98%	2%
4	SEVEN NEWS	SEVEN	1,363,000	1,335,000	830,000	486,000	28,000	22,000	8,000	98%	2%
5	SEVEN NEWS AT 6.30	SEVEN	1,331,000	1,301,000	810,000	472,000	30,000	24,000	8,000	98%	2%
6	NINE NEWS SUNDAY	NINE	1,068,000	1,033,000	731,000	291,000	35,000	28,000	9,000	97%	3%
7	LEGO MASTERS BRICKSMAS SPECIAL	NINE	1,041,000	986,000	654,000	299,000	55,000	42,000	16,000	95%	5%
8	FISK-EV	ABC	1,040,000	895,000	648,000	247,000	145,000	120,000	32,000	86%	14%
9	THE ROAST OF PAUL HOGAN	SEVEN	1,028,000	991,000	564,000	416,000	37,000	27,000	12,000	96%	4%
10	AUSTRALIAN STORY-EV	ABC	1,006,000	987,000	670,000	317,000	20,000	16,000	4,000	98%	2%
11	2022 FIFA WORLD CUP: FRA V AUS LIVE	SBS	988,000	718,000	551,000	167,000	270,000	228,000	54,000	73%	27%
12	SEVEN NEWS - SAT	SEVEN	987,000	970,000	626,000	324,000	17,000	14,000	4,000	98%	2%
13	NINE NEWS 6:30	NINE	978,000	943,000	651,000	275,000	35,000	28,000	9,000	96%	4%
14	NINE NEWS	NINE	959,000	927,000	648,000	265,000	32,000	26,000	8,000	97%	3%
15	AUSTRALIA'S GOT TALENT - GRAND FINAL	SEVEN	958,000	932,000	574,000	343,000	26,000	19,000	8,000	97%	3%
16	KATH & KIM: 20 PREPOSTEROUS YEARS	SEVEN	952,000	876,000	551,000	313,000	76,000	58,000	22,000	92%	8%
17	ABC NEWS SUNDAY-EV	ABC	950,000	923,000	602,000	321,000	26,000	22,000	6,000	97%	3%
18	HOME AND AWAY	SEVEN	939,000	805,000	470,000	316,000	134,000	99,000	41,000	86%	14%
19	A CURRENT AFFAIR	NINE	913,000	878,000	564,000	300,000	35,000	27,000	10,000	96%	4%
20	DOC MARTIN-EV	ABC	895,000	786,000	495,000	291,000	109,000	89,000	25,000	88%	12%

# Top 5 Total TV by Network

Week: 48 (20/11/2022 - 26/11/2022) Demographic: Total People Statistics: Audience



ABC Top 5 Total TV Programs



Rank	Description	Network / Affiliate	Linear TV + BVOD National	National	Metro	Regional	National	Metro	Regional	Linear TV Only National	BVOD Only National
1	FISK-EV	ABC	1,040,000	895,000	648,000	247,000	145,000	120,000	32,000	86%	14%
2	AUSTRALIAN STORY-EV	ABC	1,006,000	987,000	670,000	317,000	20,000	16,000	4,000	98%	2%
3	ABC NEWS SUNDAY-EV	ABC	950,000	923,000	602,000	321,000	26,000	22,000	6,000	97%	3%
4	DOC MARTIN-EV	ABC	895,000	786,000	495,000	291,000	109,000	89,000	25,000	88%	12%
5	ABC NEWS-EV	ABC	854,000	830,000	556,000	275,000	24,000	19,000	5,000	97%	3%





Seven Network Top 5 Total TV Programs

1	KATH & KIM: OUR EFFLUENT LIFE	SEVEN	1,467,000	1,340,000	855,000	461,000	127,000	97,000	36,000	91%	9%
2	SEVEN NEWS - SUN	SEVEN	1,394,000	1,365,000	875,000	470,000	29,000	23,000	8,000	98%	2%
3	SEVEN NEWS	SEVEN	1,363,000	1,335,000	830,000	486,000	28,000	22,000	8,000	98%	2%
4	SEVEN NEWS AT 6.30	SEVEN	1,331,000	1,301,000	810,000	472,000	30,000	24,000	8,000	98%	2%
5	THE ROAST OF PAUL HOGAN	SEVEN	1,028,000	991,000	564,000	416,000	37,000	27,000	12,000	96%	4%

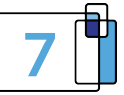


**Nine Network Top 5 Total TV Programs**



1	NINE NEWS SUNDAY	NINE	1,068,000	1,033,000	731,000	291,000	35,000	28,000	9,000	97%	3%
2	LEGO MASTERS BRICKSMAS SPECIAL	NINE	1,041,000	986,000	654,000	299,000	55,000	42,000	16,000	95%	5%
3	NINE NEWS 6:30	NINE	978,000	943,000	651,000	275,000	35,000	28,000	9,000	96%	4%
4	NINE NEWS	NINE	959,000	927,000	648,000	265,000	32,000	26,000	8,000	97%	3%
5	A CURRENT AFFAIR	NINE	913,000	878,000	564,000	300,000	35,000	27,000	10,000	96%	4%

# Top 5 Total TV by Network

Week: 48 (20/11/2022 - 26/11/2022) Demographic: Total People Statistics: Audience



Network 10 Top 5 Total TV Programs



Rank	Description	Network / Affiliate	Linear TV + BVOD National	National	Metro	Regional	National	Metro	Regional	Linear TV Only National	BVOD Only National
1	CLAREMONT: A KILLER AMONG US PART 2	TEN	538,000	514,000	335,000	169,000	24,000	19,000	6,000	96%	4%
2	CLAREMONT: A KILLER AMONG US PART 1	TEN	454,000	431,000	292,000	131,000	23,000	19,000	6,000	95%	5%
3	THE LIVING ROOM	TEN	387,000	378,000	267,000	98,000	9,000	7,000	2,000	98%	2%
4	THE PROJECT 7PM	TEN	377,000	367,000	261,000	100,000	10,000	8,000	2,000	97%	3%
5	THE SUNDAY PROJECT 7PM	TEN	343,000	334,000	245,000	86,000	9,000	8,000	2,000	97%	3%





**SBS Top 5 Total TV Programs**

1	2022 FIFA WORLD CUP: TUN V AUS LIVE	SBS	1,737,000	1,360,000	1,037,000	323,000	378,000	322,000	72,000	78%	22%
2	2022 FIFA WORLD CUP: FRA V AUS LIVE	SBS	988,000	718,000	551,000	167,000	270,000	228,000	54,000	73%	27%
3	2022 FIFA WORLD CUP: ARG V KSA LIVE	SBS	887,000	565,000	441,000	124,000	322,000	277,000	58,000	64%	36%
4	2022 FIFA WORLD CUP: WAL V IRN LIVE	SBS	712,000	521,000	405,000	116,000	190,000	163,000	35,000	73%	27%
5	2022 FIFA WORLD CUP: TUN V AUS POST-MATCH	SBS	685,000	543,000	444,000	99,000	142,000	122,000	26,000	79%	21%

# Notes

VOZ 'Linear TV Metro' and 'Linear TV Regional' audience '000s reflect the audience to local content only (no spill viewing\*). 'Linear TV National' includes spill viewing that was otherwise excluded from the 'Linear TV Metro' and 'Linear TV Regional' figures. This accounts for the difference between 'Linear TV National' and the sum of 'Linear TV Metro' and 'Linear TV Regional' in these reports.

'Linear TV Regional' in VOZ also includes the new market, 'Rest of Australia' which means that 'Linear TV Regional' in VOZ will be different to 'Linear TV Regional' in TV currency.

'BVOD Metro' and 'BVOD Regional' audience '000s represent VPM viewing allocated to the respective TAM service markets. The sum of these will differ slightly from 'BVOD National' '000s reported within VOZ, to account for BVOD viewing in overlap markets and outside of regional and metro TAM coverage areas.

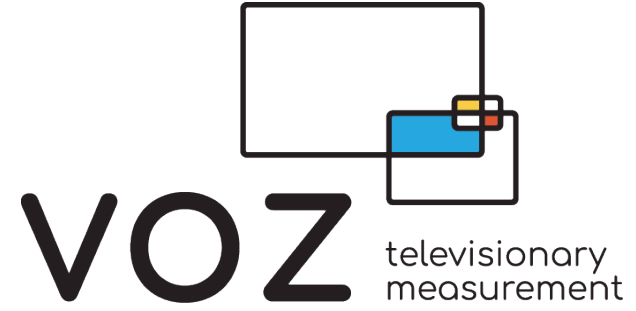
\*spill viewing is defined as either viewing to regional linear broadcast content if it originated from a non-regional market or viewing to metro linear broadcast content if it originated from a non-metro market.

---

**VOZ is the foundation of Australia's Total TV reporting standard, bringing together broadcaster content viewed on TV sets (Linear TV) and connected devices (BVOD) to provide all-screen, cross-platform planning & reporting.**



For more information on this report you can read the VOZ Guidelines and Frequently Asked Questions on our website [virtualoz.com.au](https://virtualoz.com.au)



**P:** +61 2 9929 7210

**E:** [info@oztam.com.au](mailto:info@oztam.com.au)

**W:** [virtualoz.com.au](http://virtualoz.com.au)

Level 2, Suite 1,  
124 Walker Street,  
North Sydney NSW  
2060 Australia

**ABN:** 87 089 146 396