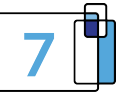


## BVOD Top 20 Programs Consolidated 7 Audience

<b>Ranked:</b>	Ranked on BVOD Audience
<b>Channels:</b>	All Free-to-Air Broadcast Networks + Affiliates
<b>Market:</b>	National
<b>Demographic:</b>	All
<b>Statistics:</b>	BVOD Audience ('000s)
<b>Week:</b>	44
<b>Date Period:</b>	24/10/2021 - 30/10/2021

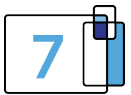
# Top 20 BVOD



Week: 44 (24/10/2021 - 30/10/2021) Demographic: Total People Statistics: BVOD Audience ('000s)

Consolidated 7 Programs			TOTAL	LINEAR TV			BVOD ↓			CONTRIBUTION %	
Rank	Description	Network / Affiliate	Linear TV + BVOD National	National	Metro	Regional	National	Metro	Regional	Linear TV Only National	BVOD Only National
1	LOVE ISLAND AUSTRALIA -MON	NINE	674,000	434,000	328,000	102,000	240,000	184,000	67,000	64%	36%
2	LOVE ISLAND AUSTRALIA -TUE	NINE	611,000	375,000	284,000	88,000	236,000	181,000	66,000	61%	39%
3	LOVE ISLAND AUSTRALIA -THU	NINE	483,000	254,000	190,000	62,000	229,000	175,000	65,000	53%	47%
4	LOVE ISLAND AUSTRALIA -WED	NINE	624,000	397,000	305,000	89,000	227,000	174,000	64,000	64%	36%
5	THE BLOCK -SUN	NINE	1,838,000	1,640,000	1,152,000	461,000	198,000	150,000	58,000	89%	11%
6	THE BLOCK -MON	NINE	1,620,000	1,457,000	1,014,000	411,000	164,000	122,000	49,000	90%	10%
7	HOME AND AWAY	SEVEN	1,204,000	1,045,000	603,000	431,000	159,000	119,000	48,000	87%	13%
8	THE BLOCK -WED	NINE	1,543,000	1,391,000	967,000	397,000	152,000	113,000	46,000	90%	10%
9	THE BACHELORETTE AUSTRALIA THURS	TEN	625,000	493,000	362,000	108,000	132,000	107,000	32,000	79%	21%
10	THE BACHELORETTE AUSTRALIA WED	TEN	523,000	405,000	284,000	106,000	118,000	96,000	28,000	78%	22%
11	THE BLOCK -TUE	NINE	1,493,000	1,384,000	984,000	373,000	109,000	82,000	32,000	93%	7%
12	FIRES-EV	ABC	717,000	632,000	397,000	235,000	85,000	69,000	20,000	88%	12%
13	THE BLOCK -TUE -ENCORE	NINE	204,000	121,000	74,000	44,000	83,000	60,000	26,000	59%	41%
14	FRAYED-EV	ABC	433,000	364,000	243,000	121,000	69,000	56,000	16,000	84%	16%
15	HAVE YOU BEEN PAYING ATTENTION?	TEN	1,124,000	1,057,000	767,000	265,000	66,000	54,000	16,000	94%	6%
16	CELEBRITY MASTERCHEF AUSTRALIA -MON	TEN	867,000	804,000	603,000	186,000	63,000	51,000	15,000	93%	7%
17	ANNIKA	ABC	521,000	469,000	299,000	170,000	52,000	42,000	12,000	90%	10%
18	SAS AUSTRALIA: HELL WEEK - MON	SEVEN	664,000	613,000	385,000	213,000	51,000	40,000	14,000	92%	8%
19	THE BOLD AND THE BEAUTIFUL FAST-TRACKED	TEN	49,000	N/A	N/A	N/A	49,000	40,000	12,000	0%	100%
20	THE BLOCK -WED -ENCORE	NINE	192,000	143,000	94,000	47,000	49,000	36,000	15,000	74%	26%

# Top 5 BVOD by Network



Week: 44 (24/10/2021 - 30/10/2021) Demographic: Total People Statistics: BVOD Audience ('000s)

## ABC Top 5 BVOD by Network

Rank	Description	Network / Affiliate	TOTAL	LINEAR TV			BVOD ↓			CONTRIBUTION %	
			Linear TV + BVOD National	National	Metro	Regional	National	Metro	Regional	Linear TV Only National	BVOD Only National
1	FIRES-EV	ABC	717,000	632,000	397,000	235,000	85,000	69,000	20,000	88%	12%
2	FRAYED-EV	ABC	433,000	364,000	243,000	121,000	69,000	56,000	16,000	84%	16%
3	ANNIKA	ABC	521,000	469,000	299,000	170,000	52,000	42,000	12,000	90%	10%
4	PJ MASKS	ABC	45,000	N/A	N/A	N/A	45,000	37,000	10,000	0%	100%
5	GRUEN	ABC	40,000	N/A	N/A	N/A	40,000	33,000	9,000	0%	100%

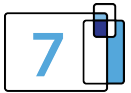
## Seven Network Top 5 BVOD by Network

1	HOME AND AWAY	SEVEN	1,204,000	1,045,000	603,000	431,000	159,000	119,000	48,000	87%	13%
2	SAS AUSTRALIA: HELL WEEK - MON	SEVEN	664,000	613,000	385,000	213,000	51,000	40,000	14,000	92%	8%
3	SAS AUSTRALIA: HELL WEEK - TUE	SEVEN	636,000	596,000	367,000	214,000	40,000	31,000	11,000	94%	6%
4	HOME AND AWAY-LATE	SEVEN	1,029,000	997,000	545,000	431,000	32,000	23,000	10,000	97%	3%
5	SEVEN NEWS AT 6.30	SEVEN	1,546,000	1,518,000	923,000	580,000	28,000	22,000	7,000	98%	2%

## Nine Network Top 5 BVOD by Network

1	LOVE ISLAND AUSTRALIA - MON	NINE	674,000	434,000	328,000	102,000	240,000	184,000	67,000	64%	36%
2	LOVE ISLAND AUSTRALIA - TUE	NINE	611,000	375,000	284,000	88,000	236,000	181,000	66,000	61%	39%
3	LOVE ISLAND AUSTRALIA - THU	NINE	483,000	254,000	190,000	62,000	229,000	175,000	65,000	53%	47%
4	LOVE ISLAND AUSTRALIA - WED	NINE	624,000	397,000	305,000	89,000	227,000	174,000	64,000	64%	36%
5	THE BLOCK - SUN	NINE	1,838,000	1,640,000	1,152,000	461,000	198,000	150,000	58,000	89%	11%

# Top 5 BVOD by Network



Week: 44 (24/10/2021 - 30/10/2021) Demographic: Total People Statistics: BVOD Audience ('000s)

## Network 10 Top 5 BVOD by Network

Rank	Description	Network / Affiliate	TOTAL	LINEAR TV			BVOD ↓			CONTRIBUTION %	
			Linear TV + BVOD National	National	Metro	Regional	National	Metro	Regional	Linear TV Only National	BVOD Only National
1	THE BACHELORETTE AUSTRALIA THURS	TEN	625,000	493,000	362,000	108,000	132,000	107,000	32,000	79%	21%
2	THE BACHELORETTE AUSTRALIA WED	TEN	523,000	405,000	284,000	106,000	118,000	96,000	28,000	78%	22%
3	HAVE YOU BEEN PAYING ATTENTION?	TEN	1,124,000	1,057,000	767,000	265,000	66,000	54,000	16,000	94%	6%
4	CELEBRITY MASTERCHEF AUSTRALIA - MON	TEN	867,000	804,000	603,000	186,000	63,000	51,000	15,000	93%	7%
5	THE BOLD AND THE BEAUTIFUL FAST-TRACKED	TEN	49,000	N/A	N/A	N/A	49,000	40,000	12,000	0%	100%

## SBS Top 5 BVOD by Network

1	AUSTRALIA'S HEALTH REVOLUTION	SBS	429,000	387,000	272,000	115,000	42,000	35,000	9,000	90%	10%
2	RED ELECTION SEASON 1	SBS	347,000	312,000	224,000	88,000	35,000	30,000	8,000	90%	10%
3	AUSTRALIA UNCOVERED	SBS	249,000	231,000	160,000	71,000	18,000	15,000	4,000	93%	7%
4	ALGIERS CONFIDENTIAL SEASON 1	SBS	9,000	N/A	N/A	N/A	9,000	8,000	2,000	0%	100%
5	DAY OF THE DEAD SEASON 1	SBS	7,000	N/A	N/A	N/A	7,000	6,000	2,000	0%	100%

# Notes

'BVOD Metro' and 'BVOD Regional' audience '000s represent VPM viewing allocated to the respective TAM service markets. The sum of these will differ slightly from 'BVOD National' '000s reported within VOZ, to account for BVOD viewing in overlap markets and outside of Regional and Metro TAM coverage areas.

VOZ 'Linear TV Metro' and 'Linear TV Regional' audience '000s reflect the audience to local content only (no spill viewing\*). 'Linear TV National' includes spill viewing that was otherwise excluded from the 'Linear TV Metro' and 'Linear TV Regional' figures. This accounts for the difference between 'Linear TV National' and the sum of 'Linear TV Metro' and 'Linear TV Regional' in these reports.

'Linear TV Regional' in VOZ also includes the new market, 'Rest of Australia' which means that 'Linear TV Regional' in VOZ will be different to 'Linear TV Regional' in TV currency.

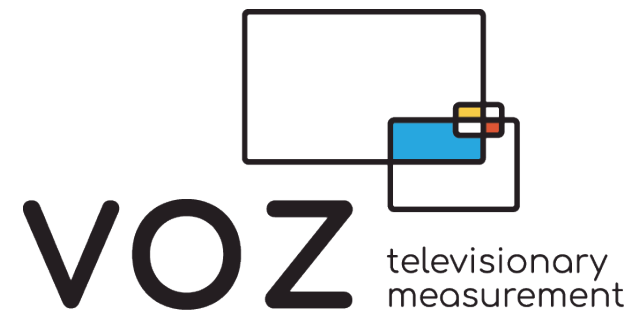
\*spill viewing is defined as either viewing to regional linear broadcast content if it originated from a non-regional market or viewing to metro linear broadcast content if it originated from a non-metro market.

---

**VOZ is the foundation of Australia's Total TV reporting standard, bringing together broadcaster content viewed on TV sets (Linear TV) and connected devices (BVOD) to provide all-screen, cross-platform planning & reporting.**



For more information on this report you can read the VOZ Guidelines and Frequently Asked Questions on our website [virtualoz.com.au](https://virtualoz.com.au)



**P:** +61 2 9929 7210

**E:** [info@oztam.com.au](mailto:info@oztam.com.au)

**W:** [virtualoz.com.au](http://virtualoz.com.au)

Level 2, Suite 1,  
124 Walker Street,  
North Sydney NSW  
2060 Australia

**ABN:** 87 089 146 396