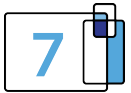


BVOD Top 20 Programs Consolidated 7 Audience

Ranked:	Ranked on BVOD Audience
Channels:	All Free-to-Air Broadcast Networks + Affiliates
Market:	National
Demographic:	All
Statistics:	BVOD Audience ('000s)
Week:	42
Date Period:	10/10/2021 - 16/10/2021

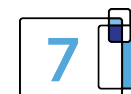
Top 20 BVOD



Week: 42 (10/10/2021 - 16/10/2021) Demographic: Total People Statistics: BVOD Audience ('000s)

Consolidated 7 Programs			TOTAL	LINEAR TV			BVOD ↓			CONTRIBUTION %	
Rank	Description	Network / Affiliate	Linear TV + BVOD National	National	Metro	Regional	National	Metro	Regional	Linear TV Only National	BVOD Only National
1	LOVE ISLAND AUSTRALIA -LAUNCH	NINE	802,000	523,000	382,000	121,000	279,000	216,000	76,000	65%	35%
2	LOVE ISLAND AUSTRALIA -TUE	NINE	721,000	453,000	331,000	112,000	268,000	206,000	74,000	63%	37%
3	LOVE ISLAND AUSTRALIA -WED	NINE	730,000	469,000	342,000	118,000	262,000	202,000	72,000	64%	36%
4	LOVE ISLAND AUSTRALIA -THU	NINE	558,000	302,000	214,000	80,000	255,000	197,000	70,000	54%	46%
5	ANNIKA-EV	ABC	1,275,000	1,047,000	688,000	359,000	228,000	188,000	52,000	82%	18%
6	THE BLOCK -TUE	NINE	1,559,000	1,357,000	924,000	386,000	202,000	150,000	61,000	87%	13%
7	THE BLOCK -SUN	NINE	1,618,000	1,443,000	985,000	434,000	174,000	130,000	52,000	89%	11%
8	THE BLOCK -MON	NINE	1,506,000	1,341,000	919,000	391,000	165,000	123,000	50,000	89%	11%
9	THE BLOCK -WED	NINE	1,613,000	1,449,000	977,000	419,000	163,000	122,000	49,000	90%	10%
10	HOME AND AWAY	SEVEN	1,217,000	1,060,000	608,000	440,000	157,000	118,000	47,000	87%	13%
11	SAS AUSTRALIA - TUE	SEVEN	1,311,000	1,155,000	733,000	391,000	157,000	123,000	41,000	88%	12%
12	SAS AUSTRALIA - MON	SEVEN	1,204,000	1,049,000	670,000	350,000	155,000	122,000	41,000	87%	13%
13	ANNIKA	ABC	136,000	N/A	N/A	N/A	136,000	112,000	31,000	0%	100%
14	HEY HEY WE'RE 50	SEVEN	2,218,000	2,123,000	1,334,000	746,000	95,000	73,000	26,000	96%	4%
15	FIRES-EV	ABC	711,000	617,000	401,000	216,000	94,000	76,000	23,000	87%	13%
16	SAS AUSTRALIA - REUNION	SEVEN	961,000	870,000	562,000	285,000	92,000	72,000	25,000	90%	10%
17	NEW GOLD MOUNTAIN	SBS	481,000	391,000	253,000	138,000	90,000	73,000	21,000	81%	19%
18	MANHUNT: THE NIGHT STALKER	SEVEN	1,208,000	1,135,000	679,000	433,000	74,000	57,000	21,000	94%	6%
19	FRAYED-EV	ABC	488,000	416,000	272,000	144,000	72,000	58,000	17,000	85%	15%
20	HAVE YOU BEEN PAYING ATTENTION?	TEN	1,155,000	1,084,000	786,000	273,000	70,000	58,000	16,000	94%	6%

Top 5 BVOD by Network



Week: 42 (10/10/2021 - 16/10/2021) Demographic: Total People Statistics: BVOD Audience ('000s)

ABC Top 5 BVOD by Network			TOTAL	LINEAR TV			BVOD ↓			CONTRIBUTION %	
Rank	Description	Network / Affiliate	Linear TV + BVOD National	National	Metro	Regional	National	Metro	Regional	Linear TV Only National	BVOD Only National
1	ANNIKA-EV	ABC	1,275,000	1,047,000	688,000	359,000	228,000	188,000	52,000	82%	18%
2	ANNIKA	ABC	136,000	N/A	N/A	N/A	136,000	112,000	31,000	0%	100%
3	FIRES-EV	ABC	711,000	617,000	401,000	216,000	94,000	76,000	23,000	87%	13%
4	FRAYED-EV	ABC	488,000	416,000	272,000	144,000	72,000	58,000	17,000	85%	15%
5	GRUEN	ABC	89,000	36,000	25,000	11,000	53,000	44,000	11,000	41%	59%

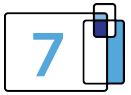
Seven Network Top 5 BVOD by Network

1	HOME AND AWAY	SEVEN	1,217,000	1,060,000	608,000	440,000	157,000	118,000	47,000	87%	13%
2	SAS AUSTRALIA - TUE	SEVEN	1,311,000	1,155,000	733,000	391,000	157,000	123,000	41,000	88%	12%
3	SAS AUSTRALIA - MON	SEVEN	1,204,000	1,049,000	670,000	350,000	155,000	122,000	41,000	87%	13%
4	HEY HEY WE'RE 50	SEVEN	2,218,000	2,123,000	1,334,000	746,000	95,000	73,000	26,000	96%	4%
5	SAS AUSTRALIA - REUNION	SEVEN	961,000	870,000	562,000	285,000	92,000	72,000	25,000	90%	10%

Nine Network Top 5 BVOD by Network

1	LOVE ISLAND AUSTRALIA -LAUNCH	NINE	802,000	523,000	382,000	121,000	279,000	216,000	76,000	65%	35%
2	LOVE ISLAND AUSTRALIA -TUE	NINE	721,000	453,000	331,000	112,000	268,000	206,000	74,000	63%	37%
3	LOVE ISLAND AUSTRALIA -WED	NINE	730,000	469,000	342,000	118,000	262,000	202,000	72,000	64%	36%
4	LOVE ISLAND AUSTRALIA -THU	NINE	558,000	302,000	214,000	80,000	255,000	197,000	70,000	54%	46%
5	THE BLOCK -TUE	NINE	1,559,000	1,357,000	924,000	386,000	202,000	150,000	61,000	87%	13%

Top 5 BVOD by Network



Week: 42 (10/10/2021 - 16/10/2021) Demographic: Total People Statistics: BVOD Audience ('000s)

Network 10 Top 5 BVOD by Network

Rank	Description	Network / Affiliate	TOTAL	LINEAR TV			BVOD ↓			CONTRIBUTION %	
			Linear TV + BVOD National	National	Metro	Regional	National	Metro	Regional	Linear TV Only National	BVOD Only National
1	HAVE YOU BEEN PAYING ATTENTION?	TEN	1,155,000	1,084,000	786,000	273,000	70,000	58,000	16,000	94%	6%
2	CELEBRITY MASTERCHEF AUSTRALIA - LAUNCH	TEN	982,000	922,000	689,000	211,000	59,000	49,000	13,000	94%	6%
3	CELEBRITY MASTERCHEF AUSTRALIA - MON	TEN	954,000	901,000	684,000	198,000	53,000	44,000	12,000	94%	6%
4	THE DOG HOUSE AUSTRALIA	TEN	865,000	814,000	548,000	255,000	51,000	41,000	12,000	94%	6%
5	THE BOLD AND THE BEAUTIFUL FAST-TRACKED	TEN	48,000	N/A	N/A	N/A	48,000	39,000	11,000	0%	100%

SBS Top 5 BVOD by Network

1	NEW GOLD MOUNTAIN	SBS	481,000	391,000	253,000	138,000	90,000	73,000	21,000	81%	19%
2	AUSTRALIA'S HEALTH REVOLUTION	SBS	512,000	447,000	314,000	133,000	65,000	54,000	14,000	87%	13%
3	AUSTRALIA UNCOVERED	SBS	228,000	193,000	127,000	67,000	34,000	28,000	8,000	85%	15%
4	DEPARTURE SEASON 2	SBS	16,000	N/A	N/A	N/A	16,000	13,000	4,000	0%	100%
5	ADAM & POH'S MALAYSIA IN AUSTRALIA ON RPT	SBS	24,000	10,000	6,000	4,000	14,000	12,000	3,000	41%	59%

Notes

'BVOD Metro' and 'BVOD Regional' audience '000s represent VPM viewing allocated to the respective TAM service markets. The sum of these will differ slightly from 'BVOD National' '000s reported within VOZ, to account for BVOD viewing in overlap markets and outside of Regional and Metro TAM coverage areas.

VOZ 'Linear TV Metro' and 'Linear TV Regional' audience '000s reflect the audience to local content only (no spill viewing*). 'Linear TV National' includes spill viewing that was otherwise excluded from the 'Linear TV Metro' and 'Linear TV Regional' figures. This accounts for the difference between 'Linear TV National' and the sum of 'Linear TV Metro' and 'Linear TV Regional' in these reports.

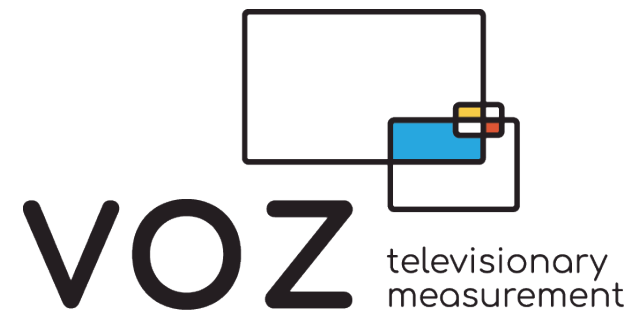
'Linear TV Regional' in VOZ also includes the new market, 'Rest of Australia' which means that 'Linear TV Regional' in VOZ will be different to 'Linear TV Regional' in TV currency.

*spill viewing is defined as either viewing to regional linear broadcast content if it originated from a non-regional market or viewing to metro linear broadcast content if it originated from a non-metro market.

VOZ is the foundation of Australia's Total TV reporting standard, bringing together broadcaster content viewed on TV sets (Linear TV) and connected devices (BVOD) to provide all-screen, cross-platform planning & reporting.



For more information on this report you can read the VOZ Guidelines and Frequently Asked Questions on our website virtualoz.com.au



P: +61 2 9929 7210

E: info@oztam.com.au

W: virtualoz.com.au

Level 2, Suite 1,
124 Walker Street,
North Sydney NSW
2060 Australia

ABN: 87 089 146 396