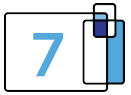


BVOD Top 20 Programs Consolidated 7 Audience

Ranked:	Ranked on BVOD Audience
Channels:	All Free-to-Air Broadcast Networks + Affiliates
Market:	National
Demographic:	All
Statistics:	BVOD Audience ('000s)
Week:	41
Date Period:	03/10/2021 - 09/10/2021

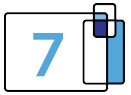
Top 20 BVOD



Week: 41 (03/10/2021 - 09/10/2021) Demographic: Total People Statistics: BVOD Audience ('000s)

Consolidated 7 Programs			TOTAL	LINEAR TV			BVOD ↓			CONTRIBUTION %	
Rank	Description	Network / Affiliate	Linear TV + BVOD National	National	Metro	Regional	National	Metro	Regional	Linear TV Only National	BVOD Only National
1	NRL GRAND FINAL DAY -MATCH	NINE	3,753,000	3,391,000	2,205,000	1,100,000	363,000	270,000	113,000	90%	10%
2	NRL GRAND FINAL DAY - PRESENTATION	NINE	3,017,000	2,726,000	1,796,000	843,000	291,000	218,000	90,000	90%	10%
3	THE BLOCK -MON	NINE	1,695,000	1,515,000	1,034,000	447,000	180,000	136,000	53,000	89%	11%
4	THE BLOCK -WED	NINE	1,584,000	1,410,000	972,000	394,000	175,000	130,000	53,000	89%	11%
5	THE BLOCK -TUE	NINE	1,489,000	1,329,000	938,000	363,000	160,000	120,000	48,000	89%	11%
6	HOME AND AWAY	SEVEN	1,260,000	1,102,000	645,000	440,000	158,000	119,000	47,000	87%	13%
7	SAS AUSTRALIA - MON	SEVEN	1,202,000	1,050,000	686,000	331,000	152,000	120,000	40,000	87%	13%
8	THE BLOCK -THU	NINE	1,457,000	1,326,000	904,000	392,000	131,000	98,000	39,000	91%	9%
9	SAS AUSTRALIA - TUE	SEVEN	1,140,000	1,013,000	659,000	322,000	127,000	100,000	33,000	89%	11%
10	NRL GRAND FINAL DAY - ENTERTAINMENT	NINE	1,703,000	1,581,000	1,022,000	516,000	122,000	91,000	39,000	93%	7%
11	DES-EV	ABC	888,000	777,000	515,000	262,000	111,000	91,000	26,000	88%	12%
12	NRL GRAND FINAL DAY -POST MATCH	NINE	1,230,000	1,125,000	733,000	352,000	105,000	78,000	33,000	91%	9%
13	FIRES-EV	ABC	709,000	617,000	407,000	210,000	92,000	74,000	22,000	87%	13%
14	FRAYED-EV	ABC	485,000	409,000	280,000	130,000	75,000	62,000	18,000	84%	16%
15	MANHUNT: THE NIGHT STALKER	SEVEN	831,000	760,000	478,000	257,000	71,000	55,000	20,000	91%	9%
16	DES-PM	ABC	172,000	106,000	57,000	48,000	66,000	54,000	15,000	62%	38%
17	FOUR CORNERS	ABC	59,000	N/A	N/A	N/A	59,000	49,000	13,000	0%	100%
18	NINE NEWS SUNDAY	NINE	1,354,000	1,296,000	890,000	385,000	58,000	44,000	17,000	96%	4%
19	THE MASKED SINGER AUSTRALIA - THE FINAL REVEAL	TEN	1,264,000	1,208,000	835,000	346,000	56,000	44,000	14,000	96%	4%
20	SURVIVOR 41	NINE	275,000	222,000	159,000	46,000	53,000	42,000	14,000	81%	19%

Top 5 BVOD by Network



Week: 41 (03/10/2021 - 09/10/2021) Demographic: Total People Statistics: BVOD Audience ('000s)

ABC Top 5 BVOD by Network

Rank	Description	Network / Affiliate	TOTAL	LINEAR TV			BVOD ↓			CONTRIBUTION %	
			Linear TV + BVOD National	National	Metro	Regional	National	Metro	Regional	Linear TV Only National	BVOD Only National
1	DES-EV	ABC	888,000	777,000	515,000	262,000	111,000	91,000	26,000	88%	12%
2	FIRES-EV	ABC	709,000	617,000	407,000	210,000	92,000	74,000	22,000	87%	13%
3	FRAYED-EV	ABC	485,000	409,000	280,000	130,000	75,000	62,000	18,000	84%	16%
4	DES-PM	ABC	172,000	106,000	57,000	48,000	66,000	54,000	15,000	62%	38%
5	FOUR CORNERS	ABC	59,000	N/A	N/A	N/A	59,000	49,000	13,000	0%	100%

Seven Network Top 5 BVOD by Network

1	HOME AND AWAY	SEVEN	1,260,000	1,102,000	645,000	440,000	158,000	119,000	47,000	87%	13%
2	SAS AUSTRALIA - MON	SEVEN	1,202,000	1,050,000	686,000	331,000	152,000	120,000	40,000	87%	13%
3	SAS AUSTRALIA - TUE	SEVEN	1,140,000	1,013,000	659,000	322,000	127,000	100,000	33,000	89%	11%
4	MANHUNT: THE NIGHT STALKER	SEVEN	831,000	760,000	478,000	257,000	71,000	55,000	20,000	91%	9%
5	SAS AUSTRALIA	SEVEN	48,000	N/A	N/A	N/A	48,000	38,000	12,000	0%	100%

Nine Network Top 5 BVOD by Network

1	NRL GRAND FINAL DAY -MATCH	NINE	3,753,000	3,391,000	2,205,000	1,100,000	363,000	270,000	113,000	90%	10%
2	NRL GRAND FINAL DAY - PRESENTATION	NINE	3,017,000	2,726,000	1,796,000	843,000	291,000	218,000	90,000	90%	10%
3	THE BLOCK -MON	NINE	1,695,000	1,515,000	1,034,000	447,000	180,000	136,000	53,000	89%	11%
4	THE BLOCK -WED	NINE	1,584,000	1,410,000	972,000	394,000	175,000	130,000	53,000	89%	11%
5	THE BLOCK -TUE	NINE	1,489,000	1,329,000	938,000	363,000	160,000	120,000	48,000	89%	11%

Top 5 BVOD by Network



Week: 41 (03/10/2021 - 09/10/2021) Demographic: Total People Statistics: BVOD Audience ('000s)

Network 10 Top 5 BVOD by Network			TOTAL	LINEAR TV			BVOD ↓			CONTRIBUTION %	
Rank	Description	Network / Affiliate	Linear TV + BVOD National	National	Metro	Regional	National	Metro	Regional	Linear TV Only National	BVOD Only National
1	THE MASKED SINGER AUSTRALIA - THE FINAL REVEAL	TEN	1,264,000	1,208,000	835,000	346,000	56,000	44,000	14,000	96%	4%
2	THE BOLD AND THE BEAUTIFUL FAST-TRACKED	TEN	52,000	N/A	N/A	N/A	52,000	43,000	12,000	0%	100%
3	THE MASKED SINGER AUSTRALIA MON - REVEAL	TEN	1,099,000	1,056,000	746,000	293,000	44,000	35,000	11,000	96%	4%
4	HAVE YOU BEEN PAYING ATTENTION?	TEN	1,095,000	1,058,000	728,000	302,000	37,000	31,000	9,000	97%	3%
5	GOGGLEBOX	TEN	1,096,000	1,068,000	738,000	290,000	28,000	23,000	7,000	97%	3%

SBS Top 5 BVOD by Network

1	WAR OF THE WORLDS SEASON 2	SBS	46,000	N/A	N/A	N/A	46,000	39,000	10,000	0%	100%
2	THE VICTIM SEASON 1	SBS	32,000	N/A	N/A	N/A	32,000	27,000	7,000	0%	100%
3	AUSTRALIA UNCOVERED	SBS	301,000	274,000	208,000	66,000	27,000	23,000	6,000	91%	9%
4	LOST FOR WORDS	SBS	361,000	340,000	247,000	93,000	21,000	18,000	4,000	94%	6%
5	ADAM & POH'S MALAYSIA IN AUSTRALIA ON RPT	SBS	30,000	11,000	8,000	3,000	19,000	16,000	4,000	36%	64%

Notes

'BVOD Metro' and 'BVOD Regional' audience '000s represent VPM viewing allocated to the respective TAM service markets. The sum of these will differ slightly from 'BVOD National' '000s reported within VOZ, to account for BVOD viewing in overlap markets and outside of Regional and Metro TAM coverage areas.

VOZ 'Linear TV Metro' and 'Linear TV Regional' audience '000s reflect the audience to local content only (no spill viewing*). 'Linear TV National' includes spill viewing that was otherwise excluded from the 'Linear TV Metro' and 'Linear TV Regional' figures. This accounts for the difference between 'Linear TV National' and the sum of 'Linear TV Metro' and 'Linear TV Regional' in these reports.

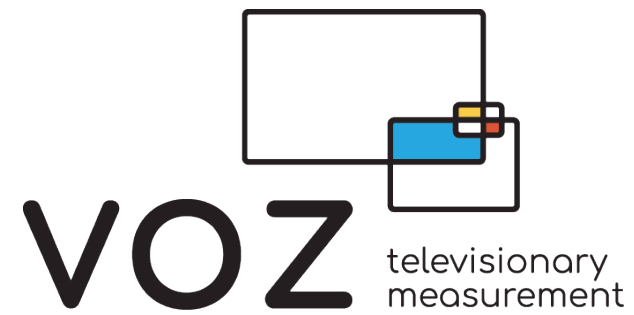
'Linear TV Regional' in VOZ also includes the new market, 'Rest of Australia' which means that 'Linear TV Regional' in VOZ will be different to 'Linear TV Regional' in TV currency.

*spill viewing is defined as either viewing to regional linear broadcast content if it originated from a non-regional market or viewing to metro linear broadcast content if it originated from a non-metro market.

VOZ is the foundation of Australia's Total TV reporting standard, bringing together broadcaster content viewed on TV sets (Linear TV) and connected devices (BVOD) to provide all-screen, cross-platform planning & reporting.



For more information on this report you can read the VOZ Guidelines and Frequently Asked Questions on our website virtualoz.com.au



P: +61 2 9929 7210

E: info@oztam.com.au

W: virtualoz.com.au

Level 2, Suite 1,
124 Walker Street,
North Sydney NSW
2060 Australia

ABN: 87 089 146 396