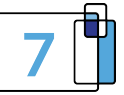


BVOD Top 20 Programs Consolidated 7 Audience

Ranked:	Ranked on BVOD Audience
Channels:	All Free-to-Air Broadcast Networks + Affiliates
Market:	National
Demographic:	All
Statistics:	BVOD Audience ('000s)
Week:	40
Date Period:	26/09/2021 - 02/10/2021

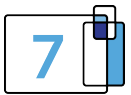
Top 20 BVOD



Week: 40 (26/09/2021 - 02/10/2021) Demographic: Total People Statistics: BVOD Audience ('000s)

Consolidated 7 Programs			TOTAL	LINEAR TV			BVOD ↓			CONTRIBUTION %	
Rank	Description	Network / Affiliate	Linear TV + BVOD National	National	Metro	Regional	National	Metro	Regional	Linear TV Only National	BVOD Only National
1	THE BLOCK -MON	NINE	1,557,000	1,351,000	917,000	394,000	206,000	156,000	59,000	87%	13%
2	THE BLOCK -SUN	NINE	1,806,000	1,619,000	1,137,000	444,000	187,000	141,000	55,000	90%	10%
3	BLUEY	ABC	397,000	221,000	139,000	82,000	176,000	255,000	41,000	56%	44%
4	THE BLOCK -WED	NINE	1,546,000	1,373,000	976,000	372,000	173,000	130,000	52,000	89%	11%
5	PEPPA PIG	ABC	421,000	249,000	155,000	94,000	172,000	142,000	38,000	59%	41%
6	SAS AUSTRALIA - MON	SEVEN	1,235,000	1,070,000	710,000	326,000	165,000	130,000	43,000	87%	13%
7	SAS AUSTRALIA - TUE	SEVEN	1,204,000	1,042,000	691,000	322,000	161,000	127,000	42,000	87%	13%
8	THE BLOCK -TUE	NINE	1,484,000	1,327,000	912,000	372,000	157,000	118,000	46,000	89%	11%
9	HOME AND AWAY	SEVEN	1,212,000	1,070,000	635,000	417,000	142,000	107,000	42,000	88%	12%
10	SAS AUSTRALIA - WED	SEVEN	1,223,000	1,116,000	731,000	355,000	106,000	84,000	28,000	91%	9%
11	FIRES-EV	ABC	790,000	689,000	430,000	259,000	101,000	82,000	24,000	87%	13%
12	DES-EV	ABC	892,000	806,000	522,000	283,000	86,000	71,000	19,000	90%	10%
13	60 MINUTES	NINE	996,000	918,000	623,000	278,000	78,000	58,000	23,000	92%	8%
14	7NEWS: DISAPPEARANCE OF WILLIAM TYRRELL	SEVEN	1,275,000	1,200,000	729,000	452,000	75,000	55,000	24,000	94%	6%
15	HEY DUGGEE	ABC	65,000	N/A	N/A	N/A	65,000	54,000	14,000	0%	100%
16	HAVE YOU BEEN PAYING ATTENTION?	TEN	1,146,000	1,082,000	774,000	275,000	64,000	53,000	15,000	94%	6%
17	SAS AUSTRALIA-ENCORE	SEVEN	165,000	103,000	73,000	27,000	61,000	48,000	16,000	63%	37%
18	THE VICTIM SEASON 1	SBS	55,000	N/A	N/A	N/A	55,000	46,000	12,000	0%	100%
19	MANHUNT: THE NIGHT STALKER	SEVEN	929,000	874,000	546,000	307,000	55,000	43,000	15,000	94%	6%
20	UNDER INVESTIGATION	NINE	752,000	698,000	445,000	223,000	54,000	39,000	17,000	93%	7%

Top 5 BVOD by Network



Week: 40 (26/09/2021 - 02/10/2021) Demographic: Total People Statistics: BVOD Audience ('000s)

ABC Top 5 BVOD by Network			TOTAL	LINEAR TV			BVOD ↓			CONTRIBUTION %	
Rank	Description	Network / Affiliate	Linear TV + BVOD National	National	Metro	Regional	National	Metro	Regional	Linear TV Only National	BVOD Only National
1	BLUEY	ABC	397,000	221,000	139,000	82,000	176,000	255,000	41,000	56%	44%
2	PEPPA PIG	ABC	421,000	249,000	155,000	94,000	172,000	142,000	38,000	59%	41%
3	FIRES-EV	ABC	790,000	689,000	430,000	259,000	101,000	82,000	24,000	87%	13%
4	DES-EV	ABC	892,000	806,000	522,000	283,000	86,000	71,000	19,000	90%	10%
5	HEY DUGGEE	ABC	65,000	N/A	N/A	N/A	65,000	54,000	14,000	0%	100%

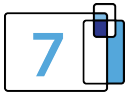
Seven Network Top 5 BVOD by Network

1	SAS AUSTRALIA - MON	SEVEN	1,235,000	1,070,000	710,000	326,000	165,000	130,000	43,000	87%	13%
2	SAS AUSTRALIA - TUE	SEVEN	1,204,000	1,042,000	691,000	322,000	161,000	127,000	42,000	87%	13%
3	HOME AND AWAY	SEVEN	1,212,000	1,070,000	635,000	417,000	142,000	107,000	42,000	88%	12%
4	SAS AUSTRALIA - WED	SEVEN	1,223,000	1,116,000	731,000	355,000	106,000	84,000	28,000	91%	9%
5	7NEWS: DISAPPEARANCE OF WILLIAM TYRRELL	SEVEN	1,275,000	1,200,000	729,000	452,000	75,000	55,000	24,000	94%	6%

Nine Network Top 5 BVOD by Network

1	THE BLOCK -MON	NINE	1,557,000	1,351,000	917,000	394,000	206,000	156,000	59,000	87%	13%
2	THE BLOCK -SUN	NINE	1,806,000	1,619,000	1,137,000	444,000	187,000	141,000	55,000	90%	10%
3	THE BLOCK -WED	NINE	1,546,000	1,373,000	976,000	372,000	173,000	130,000	52,000	89%	11%
4	THE BLOCK -TUE	NINE	1,484,000	1,327,000	912,000	372,000	157,000	118,000	46,000	89%	11%
5	60 MINUTES	NINE	996,000	918,000	623,000	278,000	78,000	58,000	23,000	92%	8%

Top 5 BVOD by Network



Week: 40 (26/09/2021 - 02/10/2021) Demographic: Total People Statistics: BVOD Audience ('000s)

Network 10 Top 5 BVOD by Network			TOTAL	LINEAR TV			BVOD ↓			CONTRIBUTION %	
Rank	Description	Network / Affiliate	Linear TV + BVOD National	National	Metro	Regional	National	Metro	Regional	Linear TV Only National	BVOD Only National
1	HAVE YOU BEEN PAYING ATTENTION?	TEN	1,146,000	1,082,000	774,000	275,000	64,000	53,000	15,000	94%	6%
2	THE BOLD AND THE BEAUTIFUL FAST-TRACKED	TEN	54,000	N/A	N/A	N/A	54,000	44,000	13,000	0%	100%
3	THE MASKED SINGER AUSTRALIA TUES - REVEAL	TEN	1,109,000	1,058,000	745,000	291,000	51,000	41,000	13,000	95%	5%
4	THE MASKED SINGER AUSTRALIA SUN - REVEAL	TEN	1,217,000	1,168,000	821,000	316,000	49,000	39,000	12,000	96%	4%
5	THE MASKED SINGER AUSTRALIA MON - REVEAL	TEN	1,166,000	1,123,000	778,000	326,000	43,000	34,000	10,000	96%	4%

SBS Top 5 BVOD by Network

1	THE VICTIM SEASON 1	SBS	55,000	N/A	N/A	N/A	55,000	46,000	12,000	0%	100%
2	WAR OF THE WORLDS SEASON 2	SBS	46,000	N/A	N/A	N/A	46,000	38,000	10,000	0%	100%
3	LOST FOR WORDS	SBS	325,000	301,000	214,000	88,000	24,000	20,000	5,000	93%	7%
4	INSIGHT	SBS	269,000	248,000	175,000	73,000	21,000	18,000	4,000	92%	8%
5	AUSTRALIA UNCOVERED	SBS	203,000	187,000	106,000	80,000	16,000	13,000	4,000	92%	8%

Notes

'BVOD Metro' and 'BVOD Regional' audience '000s represent VPM viewing allocated to the respective TAM service markets. The sum of these will differ slightly from 'BVOD National' '000s reported within VOZ, to account for BVOD viewing in overlap markets and outside of Regional and Metro TAM coverage areas.

VOZ 'Linear TV Metro' and 'Linear TV Regional' audience '000s reflect the audience to local content only (no spill viewing*). 'Linear TV National' includes spill viewing that was otherwise excluded from the 'Linear TV Metro' and 'Linear TV Regional' figures. This accounts for the difference between 'Linear TV National' and the sum of 'Linear TV Metro' and 'Linear TV Regional' in these reports.

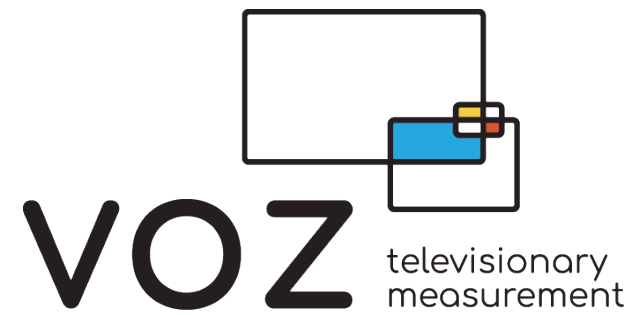
'Linear TV Regional' in VOZ also includes the new market, 'Rest of Australia' which means that 'Linear TV Regional' in VOZ will be different to 'Linear TV Regional' in TV currency.

*spill viewing is defined as either viewing to regional linear broadcast content if it originated from a non-regional market or viewing to metro linear broadcast content if it originated from a non-metro market.

VOZ is the foundation of Australia's Total TV reporting standard, bringing together broadcaster content viewed on TV sets (Linear TV) and connected devices (BVOD) to provide all-screen, cross-platform planning & reporting.



For more information on this report you can read the VOZ Guidelines and Frequently Asked Questions on our website virtualoz.com.au



P: +61 2 9929 7210

E: info@oztam.com.au

W: virtualoz.com.au

Level 2, Suite 1,
124 Walker Street,
North Sydney NSW
2060 Australia

ABN: 87 089 146 396