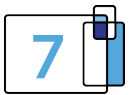


Total TV Top 20 Programs Consolidated 7 Audience

Ranked:	Ranked on Total Audience
Channels:	All Free-to-Air Broadcast Networks + Affiliates
Market:	National
Demographic:	All
Statistics:	Audience
Week:	40
Date Period:	26/09/2021 - 02/10/2021

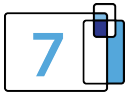
Top 20 Total TV



Week: 40 (26/09/2021 - 02/10/2021) Demographic: Total People Statistics: Audience

Consolidated 7 Programs			TOTAL ↓	LINEAR TV			BVOD			CONTRIBUTION %	
Rank	Description	Network / Affiliate	Linear TV + BVOD National	National	Metro	Regional	National	Metro	Regional	Linear TV Only National	BVOD Only National
1	THE BLOCK -SUN	NINE	1,806,000	1,619,000	1,137,000	444,000	187,000	141,000	55,000	90%	10%
2	SEVEN NEWS	SEVEN	1,770,000	1,736,000	1,086,000	626,000	34,000	27,000	8,000	98%	2%
3	SEVEN NEWS - SUN	SEVEN	1,751,000	1,723,000	1,113,000	586,000	28,000	23,000	7,000	98%	2%
4	SEVEN NEWS AT 6.30	SEVEN	1,706,000	1,671,000	1,043,000	611,000	34,000	27,000	9,000	98%	2%
5	THE BLOCK -MON	NINE	1,557,000	1,351,000	917,000	394,000	206,000	156,000	59,000	87%	13%
6	THE BLOCK -WED	NINE	1,546,000	1,373,000	976,000	372,000	173,000	130,000	52,000	89%	11%
7	NINE NEWS	NINE	1,491,000	1,454,000	1,027,000	402,000	37,000	31,000	9,000	98%	2%
8	NINE NEWS SUNDAY	NINE	1,489,000	1,450,000	1,047,000	388,000	39,000	31,000	10,000	97%	3%
9	THE BLOCK -TUE	NINE	1,484,000	1,327,000	912,000	372,000	157,000	118,000	46,000	89%	11%
10	NINE NEWS 6:30	NINE	1,436,000	1,399,000	977,000	398,000	38,000	30,000	9,000	97%	3%
11	SEVEN NEWS - SAT	SEVEN	1,412,000	1,389,000	891,000	480,000	22,000	18,000	5,000	98%	2%
12	NINE NEWS SATURDAY	NINE	1,282,000	1,257,000	904,000	330,000	26,000	21,000	6,000	98%	2%
13	7NEWS: DISAPPEARANCE OF WILLIAM TYRRELL	SEVEN	1,275,000	1,200,000	729,000	452,000	75,000	55,000	24,000	94%	6%
14	SAS AUSTRALIA - MON	SEVEN	1,235,000	1,070,000	710,000	326,000	165,000	130,000	43,000	87%	13%
15	SAS AUSTRALIA - WED	SEVEN	1,223,000	1,116,000	731,000	355,000	106,000	84,000	28,000	91%	9%
16	THE MASKED SINGER AUSTRALIA SUN - REVEAL	TEN	1,217,000	1,168,000	821,000	316,000	49,000	39,000	12,000	96%	4%
17	HOME AND AWAY	SEVEN	1,212,000	1,070,000	635,000	417,000	142,000	107,000	42,000	88%	12%
18	SAS AUSTRALIA - TUE	SEVEN	1,204,000	1,042,000	691,000	322,000	161,000	127,000	42,000	87%	13%
19	A CURRENT AFFAIR	NINE	1,185,000	1,150,000	760,000	370,000	35,000	27,000	10,000	97%	3%
20	THE MASKED SINGER AUSTRALIA MON - REVEAL	TEN	1,166,000	1,123,000	778,000	326,000	43,000	34,000	10,000	96%	4%

Top 5 Total TV by Network



Week: 40 (26/09/2021 - 02/10/2021) Demographic: Total People Statistics: Audience

ABC Top 5 Total TV Programs

Rank	Description	Network / Affiliate	TOTAL	LINEAR TV			BVOD			CONTRIBUTION %	
			Linear TV + BVOD National	National	Metro	Regional	National	Metro	Regional	Linear TV Only National	BVOD Only National
1	AUSTRALIAN STORY-EV	ABC	1,164,000	1,141,000	719,000	422,000	23,000	19,000	5,000	98%	2%
2	ABC NEWS SUNDAY-EV	ABC	1,138,000	1,110,000	716,000	394,000	28,000	23,000	6,000	98%	2%
3	ABC NEWS-EV	ABC	1,133,000	1,105,000	719,000	386,000	28,000	23,000	6,000	98%	2%
4	ABC NEWS-SA	ABC	1,115,000	1,094,000	731,000	363,000	21,000	17,000	4,000	98%	2%
5	HARD QUIZ S6-EV	ABC	1,053,000	1,036,000	662,000	374,000	16,000	13,000	4,000	98%	2%

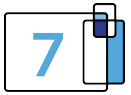
Seven Network Top 5 Total TV Programs

1	SEVEN NEWS	SEVEN	1,770,000	1,736,000	1,086,000	626,000	34,000	27,000	8,000	98%	2%
2	SEVEN NEWS - SUN	SEVEN	1,751,000	1,723,000	1,113,000	586,000	28,000	23,000	7,000	98%	2%
3	SEVEN NEWS AT 6.30	SEVEN	1,706,000	1,671,000	1,043,000	611,000	34,000	27,000	9,000	98%	2%
4	SEVEN NEWS - SAT	SEVEN	1,412,000	1,389,000	891,000	480,000	22,000	18,000	5,000	98%	2%
5	7NEWS: DISAPPEARANCE OF WILLIAM TYRRELL	SEVEN	1,275,000	1,200,000	729,000	452,000	75,000	55,000	24,000	94%	6%

Nine Network Top 5 Total TV Programs

1	THE BLOCK -SUN	NINE	1,806,000	1,619,000	1,137,000	444,000	187,000	141,000	55,000	90%	10%
2	THE BLOCK -MON	NINE	1,557,000	1,351,000	917,000	394,000	206,000	156,000	59,000	87%	13%
3	THE BLOCK -WED	NINE	1,546,000	1,373,000	976,000	372,000	173,000	130,000	52,000	89%	11%
4	NINE NEWS	NINE	1,491,000	1,454,000	1,027,000	402,000	37,000	31,000	9,000	98%	2%
5	NINE NEWS SUNDAY	NINE	1,489,000	1,450,000	1,047,000	388,000	39,000	31,000	10,000	97%	3%

Top 5 Total TV by Network



Week: 40 (26/09/2021 - 02/10/2021) Demographic: Total People Statistics: Audience

Network 10 Top 5 Total TV Programs

Rank	Description	Network / Affiliate	TOTAL	LINEAR TV			BVOD			CONTRIBUTION %	
			Linear TV + BVOD National	National	Metro	Regional	National	Metro	Regional	Linear TV Only National	BVOD Only National
1	THE MASKED SINGER AUSTRALIA SUN - REVEAL	TEN	1,217,000	1,168,000	821,000	316,000	49,000	39,000	12,000	96%	4%
2	THE MASKED SINGER AUSTRALIA MON - REVEAL	TEN	1,166,000	1,123,000	778,000	326,000	43,000	34,000	10,000	96%	4%
3	HAVE YOU BEEN PAYING ATTENTION?	TEN	1,146,000	1,082,000	774,000	275,000	64,000	53,000	15,000	94%	6%
4	THE MASKED SINGER AUSTRALIA TUES - REVEAL	TEN	1,109,000	1,058,000	745,000	291,000	51,000	41,000	13,000	95%	5%
5	GOGGLEBOX	TEN	1,088,000	1,057,000	765,000	269,000	30,000	25,000	7,000	97%	3%

SBS Top 5 Total TV Programs

1	STONEHENGE: THE LOST CIRCLE REVEALED	SBS	432,000	429,000	277,000	152,000	3,000	3,000	1,000	99%	1%
2	GREAT AMERICAN RAILROAD JOURNEYS RPT	SBS	401,000	399,000	261,000	139,000	2,000	1,000	N/A	100%	0%
3	ADRIAN DUNBAR'S COASTAL IRELAND	SBS	378,000	371,000	252,000	119,000	8,000	6,000	1,000	98%	2%
4	CELEBRITY LETTERS AND NUMBERS	SBS	353,000	337,000	247,000	90,000	16,000	13,000	3,000	96%	4%
5	LOST FOR WORDS	SBS	325,000	301,000	214,000	88,000	24,000	20,000	5,000	93%	7%

Notes

VOZ 'Linear TV Metro' and 'Linear TV Regional' audience '000s reflect the audience to local content only (no spill viewing*). 'Linear TV National' includes spill viewing that was otherwise excluded from the 'Linear TV Metro' and 'Linear TV Regional' figures. This accounts for the difference between 'Linear TV National' and the sum of 'Linear TV Metro' and 'Linear TV Regional' in these reports.

'Linear TV Regional' in VOZ also includes the new market, 'Rest of Australia' which means that 'Linear TV Regional' in VOZ will be different to 'Linear TV Regional' in TV currency.

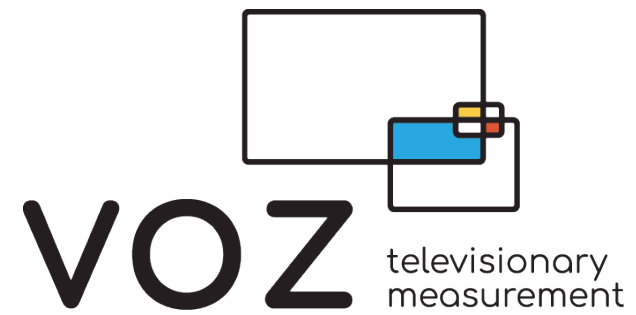
'BVOD Metro' and 'BVOD Regional' audience '000s represent VPM viewing allocated to the respective TAM service markets. The sum of these will differ slightly from 'BVOD National' '000s reported within VOZ, to account for BVOD viewing in overlap markets and outside of regional and metro TAM coverage areas.

*spill viewing is defined as either viewing to regional linear broadcast content if it originated from a non-regional market or viewing to metro linear broadcast content if it originated from a non-metro market.

VOZ is the foundation of Australia's Total TV reporting standard, bringing together broadcaster content viewed on TV sets (Linear TV) and connected devices (BVOD) to provide all-screen, cross-platform planning & reporting.



For more information on this report you can read the VOZ Guidelines and Frequently Asked Questions on our website virtualoz.com.au



P: +61 2 9929 7210

E: info@oztam.com.au

W: virtualoz.com.au

Level 2, Suite 1,
124 Walker Street,
North Sydney NSW
2060 Australia

ABN: 87 089 146 396