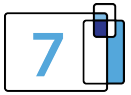


BVOD Top 20 Programs Consolidated 7 Audience

Ranked:	Ranked on BVOD Audience
Channels:	All Free-to-Air Broadcast Networks + Affiliates
Market:	National
Demographic:	All
Statistics:	BVOD Audience ('000s)
Week:	36
Date Period:	29/08/2021 - 04/09/2021

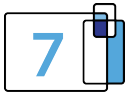
Top 20 BVOD



Week: 36 (29/08/2021 - 04/09/2021) Demographic: Total People Statistics: BVOD Audience ('000s)

Consolidated 7 Programs			TOTAL	LINEAR TV			BVOD ↓			CONTRIBUTION %	
Rank	Description	Network / Affiliate	Linear TV + BVOD National	National	Metro	Regional	National	Metro	Regional	Linear TV Only National	BVOD Only National
1	BLUEY	ABC	1,712,000	543,000	347,000	196,000	1,169,000	969,000	258,000	32%	68%
2	THE VOICE - SUN	SEVEN	2,163,000	1,921,000	1,279,000	591,000	242,000	192,000	62,000	89%	11%
3	THE VOICE - MON	SEVEN	1,981,000	1,747,000	1,131,000	571,000	233,000	185,000	60,000	88%	12%
4	THE BLOCK -WED	NINE	1,692,000	1,478,000	985,000	466,000	215,000	160,000	64,000	87%	13%
5	THE BLOCK -TUE	NINE	1,630,000	1,427,000	957,000	435,000	203,000	151,000	61,000	88%	12%
6	THE BLOCK -MON	NINE	1,416,000	1,253,000	861,000	365,000	162,000	121,000	49,000	89%	11%
7	THE BLOCK -SUN	NINE	1,448,000	1,288,000	879,000	378,000	161,000	119,000	48,000	89%	11%
8	AUSTRALIAN SURVIVOR MON	TEN	1,130,000	978,000	739,000	217,000	153,000	125,000	36,000	87%	13%
9	AUSTRALIAN SURVIVOR SUN	TEN	1,116,000	965,000	724,000	222,000	150,000	123,000	35,000	87%	13%
10	HOME AND AWAY	SEVEN	1,259,000	1,109,000	664,000	427,000	150,000	113,000	44,000	88%	12%
11	AUSTRALIAN SURVIVOR TUES	TEN	1,199,000	1,060,000	807,000	231,000	139,000	114,000	32,000	88%	12%
12	BROOKLYN NINE-NINE	SBS	343,000	208,000	168,000	40,000	135,000	113,000	27,000	61%	39%
13	THE NEWSREADER-EV	ABC	983,000	848,000	591,000	256,000	135,000	112,000	29,000	86%	14%
14	THE BACHELOR AUSTRALIA GRAND FINALE - THE FINAL...	TEN	959,000	839,000	661,000	169,000	120,000	99,000	26,000	88%	12%
15	RFDS	SEVEN	1,144,000	1,029,000	574,000	440,000	115,000	82,000	40,000	90%	10%
16	ROSEHAVEN	ABC	107,000	0	0	0	107,000	86,000	26,000	0%	100%
17	THE BACHELOR AUSTRALIA WED	TEN	709,000	603,000	463,000	126,000	107,000	89,000	23,000	85%	15%
18	WAR OF THE WORLDS SEASON 2	SBS	96,000	0	0	0	96,000	80,000	21,000	0%	100%
19	THE BOLD AND THE BEAUTIFUL FAST-TRACKED	TEN	59,000	0	0	0	59,000	48,000	14,000	0%	100%
20	HOMICIDE: WITH RON IDDLES	SEVEN	990,000	933,000	599,000	313,000	58,000	45,000	16,000	94%	6%

Top 5 BVOD by Network



Week: 36 (29/08/2021 - 04/09/2021) Demographic: Total People Statistics: BVOD Audience ('000s)

ABC Top 5 BVOD by Network			TOTAL	LINEAR TV			BVOD ↓			CONTRIBUTION %	
Rank	Description	Network / Affiliate	Linear TV + BVOD National	National	Metro	Regional	National	Metro	Regional	Linear TV Only National	BVOD Only National
1	BLUEY	ABC	1,712,000	543,000	347,000	196,000	1,169,000	969,000	258,000	32%	68%
2	THE NEWSREADER-EV	ABC	983,000	848,000	591,000	256,000	135,000	112,000	29,000	86%	14%
3	ROSEHAVEN	ABC	107,000	0	0	0	107,000	86,000	26,000	0%	100%
4	THE NEWSREADER-ENCORE	ABC	251,000	202,000	133,000	70,000	49,000	41,000	11,000	80%	20%
5	OCTONAUTS SPECIAL: THE OVER UNDER ADVENTURE-EV	ABC	231,000	185,000	121,000	64,000	46,000	38,000	10,000	80%	20%

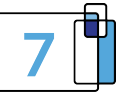
Seven Network Top 5 BVOD by Network

1	THE VOICE - SUN	SEVEN	2,163,000	1,921,000	1,279,000	591,000	242,000	192,000	62,000	89%	11%
2	THE VOICE - MON	SEVEN	1,981,000	1,747,000	1,131,000	571,000	233,000	185,000	60,000	88%	12%
3	HOME AND AWAY	SEVEN	1,259,000	1,109,000	664,000	427,000	150,000	113,000	44,000	88%	12%
4	RFDS	SEVEN	1,144,000	1,029,000	574,000	440,000	115,000	82,000	40,000	90%	10%
5	HOMICIDE: WITH RON IDDLIS	SEVEN	990,000	933,000	599,000	313,000	58,000	45,000	16,000	94%	6%

Nine Network Top 5 BVOD by Network

1	THE BLOCK -WED	NINE	1,692,000	1,478,000	985,000	466,000	215,000	160,000	64,000	87%	13%
2	THE BLOCK -TUE	NINE	1,630,000	1,427,000	957,000	435,000	203,000	151,000	61,000	88%	12%
3	THE BLOCK -MON	NINE	1,416,000	1,253,000	861,000	365,000	162,000	121,000	49,000	89%	11%
4	THE BLOCK -SUN	NINE	1,448,000	1,288,000	879,000	378,000	161,000	119,000	48,000	89%	11%
5	UNDER INVESTIGATION	NINE	664,000	616,000	415,000	185,000	48,000	36,000	15,000	93%	7%

Top 5 BVOD by Network



Week: 36 (29/08/2021 - 04/09/2021) Demographic: Total People Statistics: BVOD Audience ('000s)

Network 10 Top 5 BVOD by Network			TOTAL	LINEAR TV			BVOD ↓			CONTRIBUTION %	
Rank	Description	Network / Affiliate	Linear TV + BVOD National	National	Metro	Regional	National	Metro	Regional	Linear TV Only National	BVOD Only National
1	AUSTRALIAN SURVIVOR MON	TEN	1,130,000	978,000	739,000	217,000	153,000	125,000	36,000	87%	13%
2	AUSTRALIAN SURVIVOR SUN	TEN	1,116,000	965,000	724,000	222,000	150,000	123,000	35,000	87%	13%
3	AUSTRALIAN SURVIVOR TUES	TEN	1,199,000	1,060,000	807,000	231,000	139,000	114,000	32,000	88%	12%
4	THE BACHELOR AUSTRALIA GRAND FINALE - THE FINAL...	TEN	959,000	839,000	661,000	169,000	120,000	99,000	26,000	88%	12%
5	THE BACHELOR AUSTRALIA WED	TEN	709,000	603,000	463,000	126,000	107,000	89,000	23,000	85%	15%

SBS Top 5 BVOD by Network

1	BROOKLYN NINE-NINE	SBS	343,000	208,000	168,000	40,000	135,000	113,000	27,000	61%	39%
2	WAR OF THE WORLDS SEASON 2	SBS	96,000	0	0	0	96,000	80,000	21,000	0%	100%
3	THE GOOD FIGHT	SBS	209,000	169,000	124,000	46,000	40,000	34,000	8,000	81%	19%
4	WHAT DOES AUSTRALIA REALLY THINK ABOUT	SBS	414,000	384,000	263,000	121,000	30,000	25,000	6,000	93%	7%
5	INCARCERATION NATION	SBS	55,000	40,000	29,000	11,000	15,000	12,000	3,000	73%	27%

Notes

'BVOD Metro' and 'BVOD Regional' audience '000s represent VPM viewing allocated to the respective TAM service markets. The sum of these will differ slightly from 'BVOD National' '000s reported within VOZ, to account for BVOD viewing in overlap markets and outside of Regional and Metro TAM coverage areas.

VOZ 'Linear TV Metro' and 'Linear TV Regional' audience '000s reflect the audience to local content only (no spill viewing*). 'Linear TV National' includes spill viewing that was otherwise excluded from the 'Linear TV Metro' and 'Linear TV Regional' figures. This accounts for the difference between 'Linear TV National' and the sum of 'Linear TV Metro' and 'Linear TV Regional' in these reports.

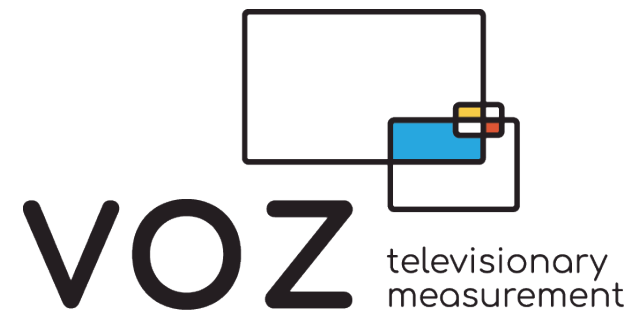
'Linear TV Regional' in VOZ also includes the new market, 'Rest of Australia' which means that 'Linear TV Regional' in VOZ will be different to 'Linear TV Regional' in TV currency.

*spill viewing is defined as either viewing to regional linear broadcast content if it originated from a non-regional market or viewing to metro linear broadcast content if it originated from a non-metro market.

VOZ is the foundation of Australia's Total TV reporting standard, bringing together broadcaster content viewed on TV sets (Linear TV) and connected devices (BVOD) to provide all-screen, cross-platform planning & reporting.



For more information on this report you can read the VOZ Guidelines and Frequently Asked Questions on our website virtualoz.com.au



P: +61 2 9929 7210

E: info@oztam.com.au

W: virtualoz.com.au

Level 2, Suite 1,
124 Walker Street,
North Sydney NSW
2060 Australia

ABN: 87 089 146 396