

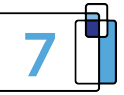


## Total TV Consolidated 7 Reach




**Channels:** Total TV (All Broadcast Networks+Affiliates)  
**Market:** National  
**Demographic:** Total People, Ppl 0-17, Ppl 18-24, Ppl 25-39, Ppl 40-54, Ppl 55-64, Ppl 65+  
**Statistics:** Total Reach (cumulative 1 minute (linear TV) 15 secs (BVOD); 000s, %)  
**Daypart:** Sunday to Saturday 02:00-02:00  
**Week:** 8  
**Date Period:** 13/02/2022 - 19/02/2022

# Total TV Consolidated 7 Reach

Week: 8 (13/02/2022 - 19/02/2022) Daypart: Sunday to Saturday 02:00-02:00



**Consolidated 7**



Demographic	Linear TV + BVOD National	National	Metro	Regional	National	Metro	Regional	National	Linear TV National	BVOD National	Both National	Linear TV Only + BVOD Only + Both National	National Australia UEs
Total People	19,294,000	13,988,000	9,449,000	5,151,000	1,608,000	1,272,000	414,000	3,697,000	54%	6%	14%	74%	25,990,000
Ppl 0-17	3,636,000	2,921,000	2,036,000	1,003,000	285,000	222,000	79,000	431,000	51%	5%	7%	63%	5,782,000
Ppl 18-24	1,245,000	817,000	594,000	264,000	247,000	196,000	61,000	182,000	34%	10%	8%	52%	2,389,000
Ppl 25-39	3,842,000	2,395,000	1,739,000	746,000	611,000	491,000	147,000	836,000	42%	11%	15%	67%	5,707,000
Ppl 40-54	4,157,000	2,789,000	1,893,000	1,019,000	292,000	229,000	78,000	1,077,000	56%	6%	22%	84%	4,945,000
Ppl 55-64	2,642,000	1,957,000	1,228,000	817,000	110,000	86,000	30,000	574,000	65%	4%	19%	88%	3,016,000
Ppl 65+	3,771,000	3,109,000	1,959,000	1,302,000	64,000	48,000	21,000	598,000	75%	2%	14%	91%	4,151,000

# Notes

VOZ 'Linear TV National' audience '000s combine Metro ('Linear TV Metro') and Regional ('Linear TV Regional') de-duplicated viewing in overlap market panel homes (e.g., Central Coast, Gold Coast). This means the sum of the OzTAM and Regional TAM audience '000s from currency TAM data services will differ slightly from 'Linear TV National' '000s reported within VOZ.

'BVOD Metro' and 'BVOD Regional' audience '000s represent VPM viewing allocated to the respective TAM service markets. The sum of these will differ slightly from 'BVOD National' '000s reported within VOZ, to account for BVOD viewing in overlap markets and outside of Regional and Metro TAM coverage areas.

References to 'Both' refer to the audience that watched broadcast content via linear TV as well as BVOD (as opposed to the audience that watched broadcaster content exclusively ('only') via linear TV or BVOD).

'National Australia UEs' (Universe Estimate) – The VOZ Universe Estimate is the estimated population of Australia at a national level and encompasses the defined metropolitan TV and regional TV market areas, as well as the remainder of Australia not covered by the TAM services.

---

**VOZ is the foundation of Australia's Total TV reporting standard, bringing together broadcaster content viewed on TV sets (Linear TV) and connected devices (BVOD) to provide all-screen, cross-platform planning & reporting.**



For more information on this report you can read the VOZ Guidelines and Frequently Asked Questions on our website [virtualoz.com.au](https://virtualoz.com.au)



**P:** +61 2 9929 7210  
**E:** [info@oztam.com.au](mailto:info@oztam.com.au)  
**W:** [virtualoz.com.au](http://virtualoz.com.au)

Level 2, Suite 1,  
124 Walker Street,  
North Sydney NSW  
2060 Australia

**ABN:** 87 089 146 396