

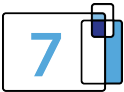


BVOD Top 20 Programs Consolidated 7 Audience

Ranked:	Ranked on BVOD Audience
Channels:	All Free-to-Air Broadcast Networks + Affiliates
Market:	National
Demographic:	Total People
Statistics:	BVOD Audience ('000s)
Week:	46
Date Period:	06/11/2022 - 12/11/2022

Top 20 BVOD

Week: 46 (06/11/2022 - 12/11/2022) **Demographic:** Total People **Statistics:** BVOD Audience ('000s)



Consolidated 7 Programs

TOTAL

LINEAR TV

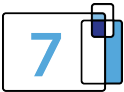
BVOD 

CONTRIBUTION %

Rank	Description	Network / Affiliate	Linear TV + BVOD National	National	Metro	Regional	National	Metro	Regional	Linear TV Only National	BVOD Only National
1	THE BLOCK -WINNER ANNOUNCED	NINE	2,901,000	2,605,000	1,746,000	826,000	295,000	224,000	86,000	90%	10%
2	LOVE ISLAND AUSTRALIA -WED	NINE	366,000	106,000	76,000	24,000	260,000	201,000	70,000	29%	71%
3	LOVE ISLAND AUSTRALIA -THU	NINE	375,000	117,000	74,000	33,000	257,000	199,000	69,000	31%	69%
4	LOVE ISLAND AUSTRALIA -MON	NINE	357,000	103,000	75,000	21,000	254,000	197,000	68,000	29%	71%
5	LOVE ISLAND AUSTRALIA -TUE	NINE	358,000	105,000	73,000	23,000	253,000	196,000	68,000	29%	71%
6	THE BLOCK -GRAND FINAL	NINE	2,256,000	2,119,000	1,421,000	678,000	136,000	102,000	42,000	94%	6%
7	FISK-EV	ABC	935,000	803,000	568,000	235,000	132,000	109,000	29,000	86%	14%
8	HOME AND AWAY	SEVEN	946,000	816,000	466,000	335,000	130,000	96,000	40,000	86%	14%
9	THE HANDMAID'S TALE SEASON 5	SBS	126,000	N/A	N/A	N/A	126,000	106,000	26,000	0%	100%
10	MY MUM YOUR DAD -LAUNCH	NINE	730,000	631,000	428,000	184,000	100,000	76,000	29,000	86%	14%
11	DOC MARTIN-EV	ABC	954,000	857,000	552,000	306,000	97,000	79,000	23,000	90%	10%
12	LOVE ISLAND AUSTRALIA -THU - ENCORE	NINE	123,000	26,000	21,000	5,000	96,000	74,000	26,000	22%	78%
13	MY MUM YOUR DAD -TUE	NINE	740,000	648,000	456,000	177,000	92,000	70,000	26,000	88%	12%
14	LOVE ISLAND AUSTRALIA -WED - ENCORE	NINE	110,000	25,000	20,000	5,000	85,000	66,000	23,000	23%	77%
15	FISK-LE	ABC	532,000	447,000	320,000	127,000	85,000	70,000	19,000	84%	16%
16	LOVE ISLAND AUSTRALIA -TUE - ENCORE	NINE	92,000	17,000	9,000	8,000	75,000	58,000	21,000	18%	82%
17	THE BOLD AND THE BEAUTIFUL FAST-TRACKED	TEN	69,000	N/A	N/A	N/A	69,000	55,000	18,000	0%	100%
18	LOVE ISLAND AUSTRALIA -MON - ENCORE	NINE	93,000	26,000	13,000	14,000	67,000	51,000	19,000	28%	72%
19	60 MINUTES	NINE	1,035,000	969,000	610,000	337,000	66,000	50,000	20,000	94%	6%
20	SIGNIFICANT OTHERS-EV	ABC	413,000	351,000	243,000	108,000	61,000	50,000	14,000	85%	15%

Top 5 BVOD by Network

Week: 46 (06/11/2022 - 12/11/2022) **Demographic:** Total People **Statistics:** BVOD Audience ('000s)



ABC Top 5 BVOD by Network

TOTAL

LINEAR TV

BVOD 

CONTRIBUTION %

Rank	Description	Network / Affiliate	Linear TV + BVOD National	National	Metro	Regional	National	Metro	Regional	Linear TV Only National	BVOD Only National
1	FISK-EV	ABC	935,000	803,000	568,000	235,000	132,000	109,000	29,000	86%	14%
2	DOC MARTIN-EV	ABC	954,000	857,000	552,000	306,000	97,000	79,000	23,000	90%	10%
3	FISK-LE	ABC	532,000	447,000	320,000	127,000	85,000	70,000	19,000	84%	16%
4	SIGNIFICANT OTHERS-EV	ABC	413,000	351,000	243,000	108,000	61,000	50,000	14,000	85%	15%
5	ALL CREATURES GREAT AND SMALL-EV	ABC	596,000	535,000	355,000	180,000	60,000	49,000	15,000	90%	10%

Seven Network Top 5 BVOD by Network

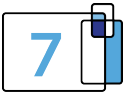
1	HOME AND AWAY	SEVEN	946,000	816,000	466,000	335,000	130,000	96,000	40,000	86%	14%
2	KITCHEN NIGHTMARES AUSTRALIA	SEVEN	875,000	823,000	476,000	325,000	52,000	39,000	16,000	94%	6%
3	THE GOOD DOCTOR	SEVEN	544,000	497,000	287,000	206,000	47,000	36,000	14,000	91%	9%
4	THIS IS YOUR LIFE	SEVEN	1,082,000	1,042,000	626,000	398,000	41,000	30,000	12,000	96%	4%
5	SEVEN NEWS AT 6.30	SEVEN	1,318,000	1,287,000	794,000	478,000	31,000	24,000	9,000	98%	2%

Nine Network Top 5 BVOD by Network

1	THE BLOCK -WINNER ANNOUNCED	NINE	2,901,000	2,605,000	1,746,000	826,000	295,000	224,000	86,000	90%	10%
2	LOVE ISLAND AUSTRALIA -WED	NINE	366,000	106,000	76,000	24,000	260,000	201,000	70,000	29%	71%
3	LOVE ISLAND AUSTRALIA -THU	NINE	375,000	117,000	74,000	33,000	257,000	199,000	69,000	31%	69%
4	LOVE ISLAND AUSTRALIA -MON	NINE	357,000	103,000	75,000	21,000	254,000	197,000	68,000	29%	71%
5	LOVE ISLAND AUSTRALIA -TUE	NINE	358,000	105,000	73,000	23,000	253,000	196,000	68,000	29%	71%

Top 5 BVOD by Network

Week: 46 (06/11/2022 - 12/11/2022) **Demographic:** Total People **Statistics:** BVOD Audience ('000s)



Network 10 Top 5 BVOD by Network

TOTAL

LINEAR TV

BVOD 

CONTRIBUTION %

Rank	Description	Network / Affiliate	Linear TV + BVOD National	National	Metro	Regional	National	Metro	Regional	Linear TV Only National	BVOD Only National
1	THE BOLD AND THE BEAUTIFUL FAST-TRACKED	TEN	69,000	N/A	N/A	N/A	69,000	55,000	18,000	0%	100%
2	HAVE YOU BEEN PAYING ATTENTION?	TEN	886,000	848,000	613,000	210,000	38,000	31,000	9,000	96%	4%
3	THE TRAITORS SUN	TEN	372,000	336,000	239,000	90,000	36,000	28,000	9,000	90%	10%
4	THE TRAITORS MON	TEN	457,000	423,000	297,000	114,000	35,000	27,000	9,000	92%	8%
5	THE REAL LOVE BOAT AUSTRALIA WED	TEN	217,000	200,000	137,000	59,000	17,000	14,000	4,000	92%	8%

SBS Top 5 BVOD by Network

1	THE HANDMAID'S TALE SEASON 5	SBS	126,000	N/A	N/A	N/A	126,000	106,000	26,000	0%	100%
2	NINE PERFECT STRANGERS	SBS	147,000	104,000	69,000	34,000	43,000	36,000	10,000	71%	29%
3	AUSTRALIA UNCOVERED	SBS	352,000	313,000	218,000	95,000	39,000	33,000	8,000	89%	11%
4	THE GOOD FIGHT	SBS	125,000	93,000	69,000	25,000	31,000	26,000	7,000	75%	25%
5	AUSTRALIA UNCOVERED - ENCORE	SBS	45,000	22,000	16,000	6,000	23,000	19,000	5,000	49%	51%

Notes

'BVOD Metro' and 'BVOD Regional' audience '000s represent VPM viewing allocated to the respective TAM service markets. The sum of these will differ slightly from 'BVOD National' '000s reported within VOZ, to account for BVOD viewing in overlap markets and outside of Regional and Metro TAM coverage areas.

VOZ 'Linear TV Metro' and 'Linear TV Regional' audience '000s reflect the audience to local content only (no spill viewing*). 'Linear TV National' includes spill viewing that was otherwise excluded from the 'Linear TV Metro' and 'Linear TV Regional' figures. This accounts for the difference between 'Linear TV National' and the sum of 'Linear TV Metro' and 'Linear TV Regional' in these reports.

'Linear TV Regional' in VOZ also includes the new market, 'Rest of Australia' which means that 'Linear TV Regional' in VOZ will be different to 'Linear TV Regional' in TV currency.

*spill viewing is defined as either viewing to regional linear broadcast content if it originated from a non-regional market or viewing to metro linear broadcast content if it originated from a non-metro market.

VOZ is the foundation of Australia's Total TV reporting standard, bringing together broadcaster content viewed on TV sets (Linear TV) and connected devices (BVOD) to provide all-screen, cross-platform planning & reporting.



For more information on this report you can read the VOZ Guidelines and Frequently Asked Questions on our website virtualoz.com.au



P: +61 2 9929 7210
E: info@oztam.com.au
W: virtualoz.com.au

Level 2, Suite 1,
124 Walker Street,
North Sydney NSW
2060 Australia

ABN: 87 089 146 396