

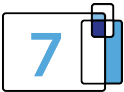


BVOD Top 20 Programs Consolidated 7 Audience

Ranked:	Ranked on BVOD Audience
Channels:	All Free-to-Air Broadcast Networks + Affiliates
Market:	National
Demographic:	Total People
Statistics:	BVOD Audience ('000s)
Week:	26
Date Period:	19/06/2022 - 25/06/2022

Top 20 BVOD

Week: 26 (19/06/2022 - 25/06/2022) **Demographic:** Total People **Statistics:** BVOD Audience ('000s)



Consolidated 7 Programs

TOTAL

LINEAR TV

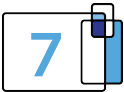
BVOD 

CONTRIBUTION %

Rank	Description	Network / Affiliate	Linear TV + BVOD National	National	Metro	Regional	National	Metro	Regional	Linear TV Only National	BVOD Only National
1	LOVE ISLAND UK: SEASON 8	NINE	168,000	N/A	N/A	N/A	168,000	136,000	38,000	0%	100%
2	LOVE ISLAND UK SEASON 8	NINE	166,000	N/A	N/A	N/A	166,000	136,000	37,000	0%	100%
3	BIG BROTHER - TUE	SEVEN	789,000	628,000	372,000	234,000	161,000	125,000	44,000	80%	20%
4	BIG BROTHER - MON	SEVEN	819,000	664,000	425,000	212,000	156,000	121,000	43,000	81%	19%
5	HOME AND AWAY	SEVEN	1,256,000	1,103,000	625,000	448,000	154,000	115,000	47,000	88%	12%
6	BIG BROTHER - WED	SEVEN	744,000	607,000	375,000	215,000	136,000	105,000	38,000	82%	18%
7	THE SPLIT	ABC	138,000	41,000	26,000	15,000	98,000	81,000	21,000	29%	71%
8	CELEBRITY APPRENTICE AUSTRALIA -WINNER ANNOUNCED	NINE	1,005,000	914,000	650,000	253,000	91,000	70,000	25,000	91%	9%
9	MASTERCHEF AUSTRALIA SUN	TEN	829,000	746,000	533,000	202,000	83,000	67,000	20,000	90%	10%
10	MASTERCHEF AUSTRALIA TUES	TEN	922,000	842,000	621,000	205,000	80,000	65,000	19,000	91%	9%
11	CELEBRITY APPRENTICE AUSTRALIA -MON	NINE	771,000	698,000	500,000	186,000	73,000	57,000	20,000	91%	9%
12	MASTERCHEF AUSTRALIA THURS	TEN	827,000	755,000	532,000	209,000	72,000	59,000	17,000	91%	9%
13	MASTERCHEF AUSTRALIA MON	TEN	948,000	879,000	638,000	229,000	69,000	56,000	16,000	93%	7%
14	GRUEN	ABC	68,000	N/A	N/A	N/A	68,000	56,000	15,000	0%	100%
15	MASTERCHEF AUSTRALIA WED	TEN	891,000	824,000	598,000	206,000	66,000	54,000	16,000	93%	7%
16	WHO DO YOU THINK YOU ARE?	SBS	754,000	689,000	472,000	217,000	65,000	54,000	14,000	91%	9%
17	MISS FISHER AND THE CRYPT OF TEARS-EV	ABC	714,000	650,000	422,000	229,000	63,000	51,000	15,000	91%	9%
18	THE GOOD DOCTOR	SEVEN	537,000	479,000	292,000	174,000	57,000	44,000	17,000	89%	11%
19	62ND ANNUAL TV WEEK LOGIE AWARDS -ARRIVALS	NINE	1,250,000	1,193,000	840,000	336,000	57,000	44,000	16,000	95%	5%
20	MISS FISHER AND THE CRYPT OF TEARS	ABC	56,000	N/A	N/A	N/A	56,000	46,000	13,000	0%	100%

Top 5 BVOD by Network

Week: 26 (19/06/2022 - 25/06/2022) **Demographic:** Total People **Statistics:** BVOD Audience ('000s)



ABC Top 5 BVOD by Network

TOTAL

LINEAR TV

BVOD 

CONTRIBUTION %

Rank	Description	Network / Affiliate	Linear TV + BVOD National	National	Metro	Regional	National	Metro	Regional	Linear TV Only National	BVOD Only National
1	THE SPLIT	ABC	138,000	41,000	26,000	15,000	98,000	81,000	21,000	29%	71%
2	GRUEN	ABC	68,000	N/A	N/A	N/A	68,000	56,000	15,000	0%	100%
3	MISS FISHER AND THE CRYPT OF TEARS-EV	ABC	714,000	650,000	422,000	229,000	63,000	51,000	15,000	91%	9%
4	MISS FISHER AND THE CRYPT OF TEARS	ABC	56,000	N/A	N/A	N/A	56,000	46,000	13,000	0%	100%
5	THE WEEKLY WITH CHARLIE PICKERING-EV	ABC	776,000	727,000	497,000	229,000	50,000	40,000	12,000	94%	6%

Seven Network Top 5 BVOD by Network

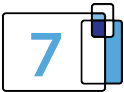
1	BIG BROTHER - TUE	SEVEN	789,000	628,000	372,000	234,000	161,000	125,000	44,000	80%	20%
2	BIG BROTHER - MON	SEVEN	819,000	664,000	425,000	212,000	156,000	121,000	43,000	81%	19%
3	HOME AND AWAY	SEVEN	1,256,000	1,103,000	625,000	448,000	154,000	115,000	47,000	88%	12%
4	BIG BROTHER - WED	SEVEN	744,000	607,000	375,000	215,000	136,000	105,000	38,000	82%	18%
5	THE GOOD DOCTOR	SEVEN	537,000	479,000	292,000	174,000	57,000	44,000	17,000	89%	11%

Nine Network Top 5 BVOD by Network

1	LOVE ISLAND UK: SEASON 8	NINE	168,000	N/A	N/A	N/A	168,000	136,000	38,000	0%	100%
2	LOVE ISLAND UK SEASON 8	NINE	166,000	N/A	N/A	N/A	166,000	136,000	37,000	0%	100%
3	CELEBRITY APPRENTICE AUSTRALIA -WINNER ANNOUNCED	NINE	1,005,000	914,000	650,000	253,000	91,000	70,000	25,000	91%	9%
4	CELEBRITY APPRENTICE AUSTRALIA -MON	NINE	771,000	698,000	500,000	186,000	73,000	57,000	20,000	91%	9%
5	62ND ANNUAL TV WEEK LOGIE AWARDS -ARRIVALS	NINE	1,250,000	1,193,000	840,000	336,000	57,000	44,000	16,000	95%	5%

Top 5 BVOD by Network

Week: 26 (19/06/2022 - 25/06/2022) **Demographic:** Total People **Statistics:** BVOD Audience ('000s)



Network 10 Top 5 BVOD by Network

TOTAL

LINEAR TV

BVOD 

CONTRIBUTION %

Rank	Description	Network / Affiliate	Linear TV + BVOD National	National	Metro	Regional	National	Metro	Regional	Linear TV Only National	BVOD Only National
1	MASTERCHEF AUSTRALIA SUN	TEN	829,000	746,000	533,000	202,000	83,000	67,000	20,000	90%	10%
2	MASTERCHEF AUSTRALIA TUES	TEN	922,000	842,000	621,000	205,000	80,000	65,000	19,000	91%	9%
3	MASTERCHEF AUSTRALIA THURS	TEN	827,000	755,000	532,000	209,000	72,000	59,000	17,000	91%	9%
4	MASTERCHEF AUSTRALIA MON	TEN	948,000	879,000	638,000	229,000	69,000	56,000	16,000	93%	7%
5	MASTERCHEF AUSTRALIA WED	TEN	891,000	824,000	598,000	206,000	66,000	54,000	16,000	93%	7%

SBS Top 5 BVOD by Network

1	WHO DO YOU THINK YOU ARE?	SBS	754,000	689,000	472,000	217,000	65,000	54,000	14,000	91%	9%
2	D.I. RAY SEASON 1	SBS	56,000	N/A	N/A	N/A	56,000	47,000	12,000	0%	100%
3	THE ORVILLE	SBS	201,000	150,000	94,000	56,000	51,000	43,000	12,000	74%	26%
4	HOUSE OF MAXWELL	SBS	285,000	239,000	161,000	79,000	46,000	39,000	9,000	84%	16%
5	INSIGHT	SBS	310,000	302,000	198,000	104,000	8,000	7,000	2,000	97%	3%

Notes

'BVOD Metro' and 'BVOD Regional' audience '000s represent VPM viewing allocated to the respective TAM service markets. The sum of these will differ slightly from 'BVOD National' '000s reported within VOZ, to account for BVOD viewing in overlap markets and outside of Regional and Metro TAM coverage areas.

VOZ 'Linear TV Metro' and 'Linear TV Regional' audience '000s reflect the audience to local content only (no spill viewing*). 'Linear TV National' includes spill viewing that was otherwise excluded from the 'Linear TV Metro' and 'Linear TV Regional' figures. This accounts for the difference between 'Linear TV National' and the sum of 'Linear TV Metro' and 'Linear TV Regional' in these reports.

'Linear TV Regional' in VOZ also includes the new market, 'Rest of Australia' which means that 'Linear TV Regional' in VOZ will be different to 'Linear TV Regional' in TV currency.

*spill viewing is defined as either viewing to regional linear broadcast content if it originated from a non-regional market or viewing to metro linear broadcast content if it originated from a non-metro market.

VOZ is the foundation of Australia's Total TV reporting standard, bringing together broadcaster content viewed on TV sets (Linear TV) and connected devices (BVOD) to provide all-screen, cross-platform planning & reporting.



For more information on this report you can read the VOZ Guidelines and Frequently Asked Questions on our website virtualoz.com.au



P: +61 2 9929 7210
E: info@oztam.com.au
W: virtualoz.com.au

Level 2, Suite 1,
124 Walker Street,
North Sydney NSW
2060 Australia

ABN: 87 089 146 396