

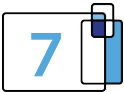


BVOD Top 20 Programs Consolidated 7 Audience

Ranked:	Ranked on BVOD Audience
Channels:	All Free-to-Air Broadcast Networks + Affiliates
Market:	National
Demographic:	Total People
Statistics:	BVOD Audience ('000s)
Week:	43
Date Period:	17/10/2021 - 23/10/2021

Top 20 BVOD

Week: 43 (17/10/2021 - 23/10/2021) **Demographic:** Total People **Statistics:** BVOD Audience ('000s)



Consolidated 7 Programs

TOTAL

LINEAR TV

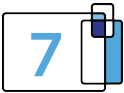
BVOD 

CONTRIBUTION %

Rank	Description	Network / Affiliate	Linear TV + BVOD National	National	Metro	Regional	National	Metro	Regional	Linear TV Only National	BVOD Only National
1	LOVE ISLAND AUSTRALIA -THU	NINE	555,000	307,000	224,000	77,000	248,000	190,000	69,000	55%	45%
2	LOVE ISLAND AUSTRALIA -TUE	NINE	706,000	459,000	339,000	108,000	246,000	189,000	69,000	65%	35%
3	LOVE ISLAND AUSTRALIA -WED	NINE	611,000	365,000	271,000	86,000	246,000	189,000	68,000	60%	40%
4	LOVE ISLAND AUSTRALIA -MON	NINE	685,000	440,000	313,000	110,000	246,000	189,000	68,000	64%	36%
5	THE BLOCK -SUN	NINE	1,863,000	1,666,000	1,132,000	492,000	197,000	148,000	58,000	89%	11%
6	THE BLOCK -MON	NINE	1,647,000	1,450,000	1,017,000	398,000	197,000	146,000	60,000	88%	12%
7	THE BACHELORETTE AUSTRALIA - LAUNCH	TEN	788,000	596,000	455,000	123,000	192,000	158,000	44,000	76%	24%
8	THE BLOCK -TUE	NINE	1,569,000	1,410,000	999,000	381,000	159,000	118,000	48,000	90%	10%
9	THE BLOCK -WED	NINE	1,477,000	1,319,000	925,000	365,000	157,000	117,000	47,000	89%	11%
10	HOME AND AWAY	SEVEN	1,169,000	1,014,000	581,000	419,000	155,000	116,000	46,000	87%	13%
11	THE BACHELORETTE AUSTRALIA THURS	TEN	653,000	536,000	403,000	113,000	116,000	95,000	27,000	82%	18%
12	FIRES-EV	ABC	757,000	668,000	436,000	232,000	89,000	71,000	21,000	88%	12%
13	CELEBRITY MASTERCHEF AUSTRALIA - MON	TEN	1,000,000	919,000	674,000	221,000	81,000	66,000	19,000	92%	8%
14	CELEBRITY MASTERCHEF AUSTRALIA - SUN	TEN	950,000	871,000	617,000	227,000	79,000	64,000	18,000	92%	8%
15	ANNIKA	ABC	587,000	512,000	337,000	175,000	75,000	61,000	17,000	87%	13%
16	SAS AUSTRALIA: HELL WEEK - LAUNCH	SEVEN	762,000	691,000	438,000	235,000	71,000	55,000	19,000	91%	9%
17	HAVE YOU BEEN PAYING ATTENTION?	TEN	1,196,000	1,127,000	792,000	303,000	68,000	56,000	16,000	94%	6%
18	THE BACHELORETTE AUSTRALIA DAY ENCORE	TEN	152,000	84,000	54,000	28,000	68,000	55,000	16,000	55%	45%
19	FRAYED-EV	ABC	483,000	418,000	274,000	143,000	65,000	53,000	16,000	86%	14%
20	SAS AUSTRALIA: HELL WEEK - TUE	SEVEN	758,000	692,000	421,000	246,000	65,000	50,000	18,000	91%	9%

Top 5 BVOD by Network

Week: 43 (17/10/2021 - 23/10/2021) **Demographic:** Total People **Statistics:** BVOD Audience ('000s)



ABC Top 5 BVOD by Network

TOTAL

LINEAR TV

BVOD 

CONTRIBUTION %

Rank	Description	Network / Affiliate	Linear TV + BVOD National	National	Metro	Regional	National	Metro	Regional	Linear TV Only National	BVOD Only National
1	FIRES-EV	ABC	757,000	668,000	436,000	232,000	89,000	71,000	21,000	88%	12%
2	ANNIKA	ABC	587,000	512,000	337,000	175,000	75,000	61,000	17,000	87%	13%
3	FRAYED-EV	ABC	483,000	418,000	274,000	143,000	65,000	53,000	16,000	86%	14%
4	GRUEN	ABC	41,000	N/A	N/A	N/A	41,000	34,000	9,000	0%	100%
5	BIG DEAL-EV	ABC	540,000	499,000	327,000	172,000	41,000	33,000	10,000	92%	8%

Seven Network Top 5 BVOD by Network

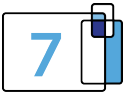
1	HOME AND AWAY	SEVEN	1,169,000	1,014,000	581,000	419,000	155,000	116,000	46,000	87%	13%
2	SAS AUSTRALIA: HELL WEEK - LAUNCH	SEVEN	762,000	691,000	438,000	235,000	71,000	55,000	19,000	91%	9%
3	SAS AUSTRALIA: HELL WEEK - TUE	SEVEN	758,000	692,000	421,000	246,000	65,000	50,000	18,000	91%	9%
4	7NEWS SPOTLIGHT: THE VANISHING	SEVEN	1,084,000	1,019,000	623,000	380,000	65,000	50,000	18,000	94%	6%
5	THE ROOKIE	SEVEN	460,000	427,000	267,000	155,000	33,000	25,000	10,000	93%	7%

Nine Network Top 5 BVOD by Network

1	LOVE ISLAND AUSTRALIA - THU	NINE	555,000	307,000	224,000	77,000	248,000	190,000	69,000	55%	45%
2	LOVE ISLAND AUSTRALIA - TUE	NINE	706,000	459,000	339,000	108,000	246,000	189,000	69,000	65%	35%
3	LOVE ISLAND AUSTRALIA - WED	NINE	611,000	365,000	271,000	86,000	246,000	189,000	68,000	60%	40%
4	LOVE ISLAND AUSTRALIA - MON	NINE	685,000	440,000	313,000	110,000	246,000	189,000	68,000	64%	36%
5	THE BLOCK - SUN	NINE	1,863,000	1,666,000	1,132,000	492,000	197,000	148,000	58,000	89%	11%

Top 5 BVOD by Network

Week: 43 (17/10/2021 - 23/10/2021) **Demographic:** Total People **Statistics:** BVOD Audience ('000s)



Network 10 Top 5 BVOD by Network

TOTAL

LINEAR TV

BVOD 

CONTRIBUTION %

Rank	Description	Network / Affiliate	Linear TV + BVOD National	National	Metro	Regional	National	Metro	Regional	Linear TV Only National	BVOD Only National
1	THE BACHELORETTE AUSTRALIA - LAUNCH	TEN	788,000	596,000	455,000	123,000	192,000	158,000	44,000	76%	24%
2	THE BACHELORETTE AUSTRALIA THURS	TEN	653,000	536,000	403,000	113,000	116,000	95,000	27,000	82%	18%
3	CELEBRITY MASTERCHEF AUSTRALIA - MON	TEN	1,000,000	919,000	674,000	221,000	81,000	66,000	19,000	92%	8%
4	CELEBRITY MASTERCHEF AUSTRALIA - SUN	TEN	950,000	871,000	617,000	227,000	79,000	64,000	18,000	92%	8%
5	HAVE YOU BEEN PAYING ATTENTION?	TEN	1,196,000	1,127,000	792,000	303,000	68,000	56,000	16,000	94%	6%

SBS Top 5 BVOD by Network

1	AUSTRALIA'S HEALTH REVOLUTION	SBS	489,000	432,000	309,000	123,000	57,000	47,000	13,000	88%	12%
2	NEW GOLD MOUNTAIN	SBS	311,000	262,000	166,000	96,000	49,000	40,000	11,000	84%	16%
3	INSIGHT RPT	SBS	66,000	52,000	37,000	16,000	14,000	12,000	3,000	79%	21%
4	ADAM & POH'S MALAYSIA IN AUSTRALIA ON RPT	SBS	19,000	9,000	6,000	4,000	10,000	8,000	2,000	49%	51%
5	INSIDE CENTRAL STATION	SBS	274,000	264,000	190,000	75,000	9,000	8,000	2,000	97%	3%

Notes

'BVOD Metro' and 'BVOD Regional' audience '000s represent VPM viewing allocated to the respective TAM service markets. The sum of these will differ slightly from 'BVOD National' '000s reported within VOZ, to account for BVOD viewing in overlap markets and outside of Regional and Metro TAM coverage areas.

VOZ 'Linear TV Metro' and 'Linear TV Regional' audience '000s reflect the audience to local content only (no spill viewing*). 'Linear TV National' includes spill viewing that was otherwise excluded from the 'Linear TV Metro' and 'Linear TV Regional' figures. This accounts for the difference between 'Linear TV National' and the sum of 'Linear TV Metro' and 'Linear TV Regional' in these reports.

'Linear TV Regional' in VOZ also includes the new market, 'Rest of Australia' which means that 'Linear TV Regional' in VOZ will be different to 'Linear TV Regional' in TV currency.

*spill viewing is defined as either viewing to regional linear broadcast content if it originated from a non-regional market or viewing to metro linear broadcast content if it originated from a non-metro market.

VOZ is the foundation of Australia's Total TV reporting standard, bringing together broadcaster content viewed on TV sets (Linear TV) and connected devices (BVOD) to provide all-screen, cross-platform planning & reporting.



For more information on this report you can read the VOZ Guidelines and Frequently Asked Questions on our website virtualoz.com.au



P: +61 2 9929 7210
E: info@oztam.com.au
W: virtualoz.com.au

Level 2, Suite 1,
124 Walker Street,
North Sydney NSW
2060 Australia

ABN: 87 089 146 396