

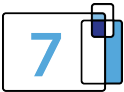


Total TV Top 20 Programs Consolidated 7 Audience

Ranked:	Ranked on Total Audience
Channels:	All Free-to-Air Broadcast Networks + Affiliates
Market:	National
Demographic:	Total People
Statistics:	Audience
Week:	30
Date Period:	18/07/2021 - 24/07/2021

Top 20 Total TV

Week: 30 (18/07/2021 - 24/07/2021) **Demographic:** Total People **Statistics:** Audience



TOTAL



LINEAR TV

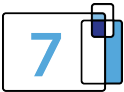
BVOD

CONTRIBUTION %

Rank	Description	Network / Affiliate	Linear TV + BVOD National	National	Metro	Regional	National	Metro	Regional	Linear TV Only National	BVOD Only National
1	TOKYO 2020 OLYMPIC GAMES: OPENING CEREMONY	SEVEN	3,847,000	3,638,000	2,653,000	898,000	209,000	177,000	41,000	95%	5%
2	TOKYO 2020 OLYMPIC GAMES: OPENING CEREMONY-LATE	SEVEN	2,547,000	2,404,000	1,813,000	501,000	143,000	122,000	26,000	94%	6%
3	TOKYO 2020 OLYMPIC GAMES: COUNTDOWN TO OPENING ...	SEVEN	2,453,000	2,361,000	1,662,000	672,000	93,000	77,000	20,000	96%	4%
4	SEVEN NEWS - SAT	SEVEN	2,111,000	2,045,000	1,352,000	674,000	66,000	55,000	14,000	97%	3%
5	TOKYO 2020 OLYMPIC GAMES: DAY 1 - NIGHT	SEVEN	2,035,000	1,919,000	1,332,000	560,000	116,000	95,000	26,000	94%	6%
6	SEVEN NEWS	SEVEN	2,023,000	1,991,000	1,243,000	722,000	33,000	27,000	8,000	98%	2%
7	SEVEN NEWS - SUN	SEVEN	1,911,000	1,885,000	1,222,000	638,000	25,000	20,000	6,000	99%	1%
8	TOKYO 2020 OLYMPIC GAMES: DAY 1 - EVENING	SEVEN	1,901,000	1,815,000	1,257,000	518,000	86,000	70,000	19,000	95%	5%
9	SEVEN NEWS AT 6.30	SEVEN	1,890,000	1,856,000	1,157,000	679,000	34,000	27,000	9,000	98%	2%
10	FARMER WANTS A WIFE - FINALE	SEVEN	1,701,000	1,575,000	922,000	625,000	125,000	93,000	39,000	93%	7%
11	NINE NEWS	NINE	1,624,000	1,585,000	1,173,000	392,000	39,000	32,000	9,000	98%	2%
12	NINE NEWS SUNDAY	NINE	1,588,000	1,546,000	1,128,000	402,000	42,000	34,000	11,000	97%	3%
13	FARMER WANTS A WIFE - TUE	SEVEN	1,560,000	1,395,000	839,000	536,000	166,000	123,000	52,000	89%	11%
14	NINE NEWS 6:30	NINE	1,492,000	1,455,000	1,070,000	367,000	37,000	30,000	9,000	98%	2%
15	FARMER WANTS A WIFE - MON	SEVEN	1,456,000	1,333,000	794,000	518,000	123,000	91,000	38,000	92%	8%
16	FARMER WANTS A WIFE - SUN	SEVEN	1,431,000	1,311,000	793,000	496,000	120,000	89,000	37,000	92%	8%
17	ABC NEWS SUNDAY-EV	ABC	1,331,000	1,302,000	886,000	416,000	30,000	24,000	7,000	98%	2%
18	BEAUTY AND THE GEEK -SUN	NINE	1,329,000	1,146,000	843,000	278,000	183,000	142,000	49,000	86%	14%
19	NINE NEWS SATURDAY	NINE	1,327,000	1,295,000	974,000	309,000	32,000	26,000	7,000	98%	2%
20	HOME AND AWAY	SEVEN	1,325,000	1,178,000	695,000	466,000	147,000	110,000	44,000	89%	11%

Top 5 Total TV by Network

Week: 30 (18/07/2021 - 24/07/2021) Demographic: Total People Statistics: Audience



ABC Top 5 Total TV Programs

TOTAL 

LINEAR TV

BVID

CONTRIBUTION %

Rank	Description	Network / Affiliate	Linear TV + BVOD National	National	Metro	Regional	National	Metro	Regional	Linear TV Only National	BVOD Only National
1	ABC NEWS SUNDAY-EV	ABC	1,331,000	1,302,000	886,000	416,000	30,000	24,000	7,000	98%	2%
2	ABC NEWS-EV	ABC	1,192,000	1,165,000	781,000	384,000	27,000	22,000	6,000	98%	2%
3	MS REPRESENTED WITH ANNABEL CRABB	ABC	1,087,000	995,000	712,000	283,000	92,000	75,000	21,000	92%	8%
4	7.30-EV	ABC	1,061,000	1,036,000	711,000	325,000	25,000	20,000	6,000	98%	2%
5	GRAND DESIGNS-EV	ABC	994,000	961,000	642,000	319,000	33,000	26,000	8,000	97%	3%

Seven Network Top 5 Total TV Programs

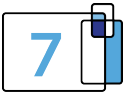
1	TOKYO 2020 OLYMPIC GAMES: OPENING CEREMONY	SEVEN	3,847,000	3,638,000	2,653,000	898,000	209,000	177,000	41,000	95%	5%
2	TOKYO 2020 OLYMPIC GAMES: OPENING CEREMONY-LATE	SEVEN	2,547,000	2,404,000	1,813,000	501,000	143,000	122,000	26,000	94%	6%
3	TOKYO 2020 OLYMPIC GAMES: COUNTDOWN TO OPENING ...	SEVEN	2,453,000	2,361,000	1,662,000	672,000	93,000	77,000	20,000	96%	4%
4	SEVEN NEWS - SAT	SEVEN	2,111,000	2,045,000	1,352,000	674,000	66,000	55,000	14,000	97%	3%
5	TOKYO 2020 OLYMPIC GAMES: DAY 1 - NIGHT	SEVEN	2,035,000	1,919,000	1,332,000	560,000	116,000	95,000	26,000	94%	6%

Nine Network Top 5 Total TV Programs

1	NINE NEWS	NINE	1,624,000	1,585,000	1,173,000	392,000	39,000	32,000	9,000	98%	2%
2	NINE NEWS SUNDAY	NINE	1,588,000	1,546,000	1,128,000	402,000	42,000	34,000	11,000	97%	3%
3	NINE NEWS 6:30	NINE	1,492,000	1,455,000	1,070,000	367,000	37,000	30,000	9,000	98%	2%
4	BEAUTY AND THE GEEK -SUN	NINE	1,329,000	1,146,000	843,000	278,000	183,000	142,000	49,000	86%	14%
5	NINE NEWS SATURDAY	NINE	1,327,000	1,295,000	974,000	309,000	32,000	26,000	7,000	98%	2%

Top 5 Total TV by Network

Week: 30 (18/07/2021 - 24/07/2021) Demographic: Total People Statistics: Audience



Network 10 Top 5 Total TV Programs

TOTAL 

LINEAR TV

BVID

CONTRIBUTION %

Rank	Description	Network / Affiliate	Linear TV + BVOD National	National	Metro	Regional	National	Metro	Regional	Linear TV Only National	BVOD Only National
1	AUSTRALIAN SURVIVOR MON	TEN	1,275,000	1,117,000	842,000	240,000	158,000	130,000	36,000	88%	12%
2	AUSTRALIAN SURVIVOR - LAUNCH	TEN	1,259,000	1,092,000	830,000	228,000	167,000	138,000	38,000	87%	13%
3	HAVE YOU BEEN PAYING ATTENTION?	TEN	1,222,000	1,176,000	871,000	275,000	47,000	38,000	10,000	96%	4%
4	AUSTRALIAN SURVIVOR TUES	TEN	1,197,000	1,055,000	799,000	224,000	142,000	117,000	33,000	88%	12%
5	THE BACHELOR AUSTRALIA THURS	TEN	851,000	695,000	558,000	122,000	156,000	130,000	33,000	82%	18%

SBS Top 5 Total TV Programs

1	WHO DO YOU THINK YOU ARE?	SBS	552,000	518,000	357,000	161,000	34,000	28,000	8,000	94%	6%
2	GREAT ASIAN RAILWAY JOURNEYS RPT	SBS	352,000	350,000	239,000	111,000	2,000	1,000	N/A	100%	0%
3	BIRTH OF EMPIRE: THE EAST INDIA COMPANY RPT	SBS	350,000	342,000	245,000	97,000	8,000	6,000	2,000	98%	2%
4	SECRET SCOTLAND	SBS	348,000	344,000	209,000	135,000	4,000	3,000	1,000	99%	1%
5	NAPLES: UNDER THE VOLCANIC THREAT	SBS	310,000	308,000	197,000	111,000	2,000	2,000	N/A	99%	1%

Notes

VOZ 'Linear TV Metro' and 'Linear TV Regional' audience '000s reflect the audience to local content only (no spill viewing*). 'Linear TV National' includes spill viewing that was otherwise excluded from the 'Linear TV Metro' and 'Linear TV Regional' figures. This accounts for the difference between 'Linear TV National' and the sum of 'Linear TV Metro' and 'Linear TV Regional' in these reports.

'Linear TV Regional' in VOZ also includes the new market, 'Rest of Australia' which means that 'Linear TV Regional' in VOZ will be different to 'Linear TV Regional' in TV currency.

'BVOD Metro' and 'BVOD Regional' audience '000s represent VPM viewing allocated to the respective TAM service markets. The sum of these will differ slightly from 'BVOD National' '000s reported within VOZ, to account for BVOD viewing in overlap markets and outside of regional and metro TAM coverage areas.

*spill viewing is defined as either viewing to regional linear broadcast content if it originated from a non-regional market or viewing to metro linear broadcast content if it originated from a non-metro market.

VOZ is the foundation of Australia's Total TV reporting standard, bringing together broadcaster content viewed on TV sets (Linear TV) and connected devices (BVOD) to provide all-screen, cross-platform planning & reporting.



For more information on this report you can read the VOZ Guidelines and Frequently Asked Questions on our website virtualoz.com.au



P: +61 2 9929 7210
E: info@oztam.com.au
W: virtualoz.com.au

Level 2, Suite 1,
124 Walker Street,
North Sydney NSW
2060 Australia

ABN: 87 089 146 396